

11/15/2017 1:08:39 PM
Z:\Projects\3294_Little Chute, IN\dwg\bray.rvt

UNIT A

UNIT D

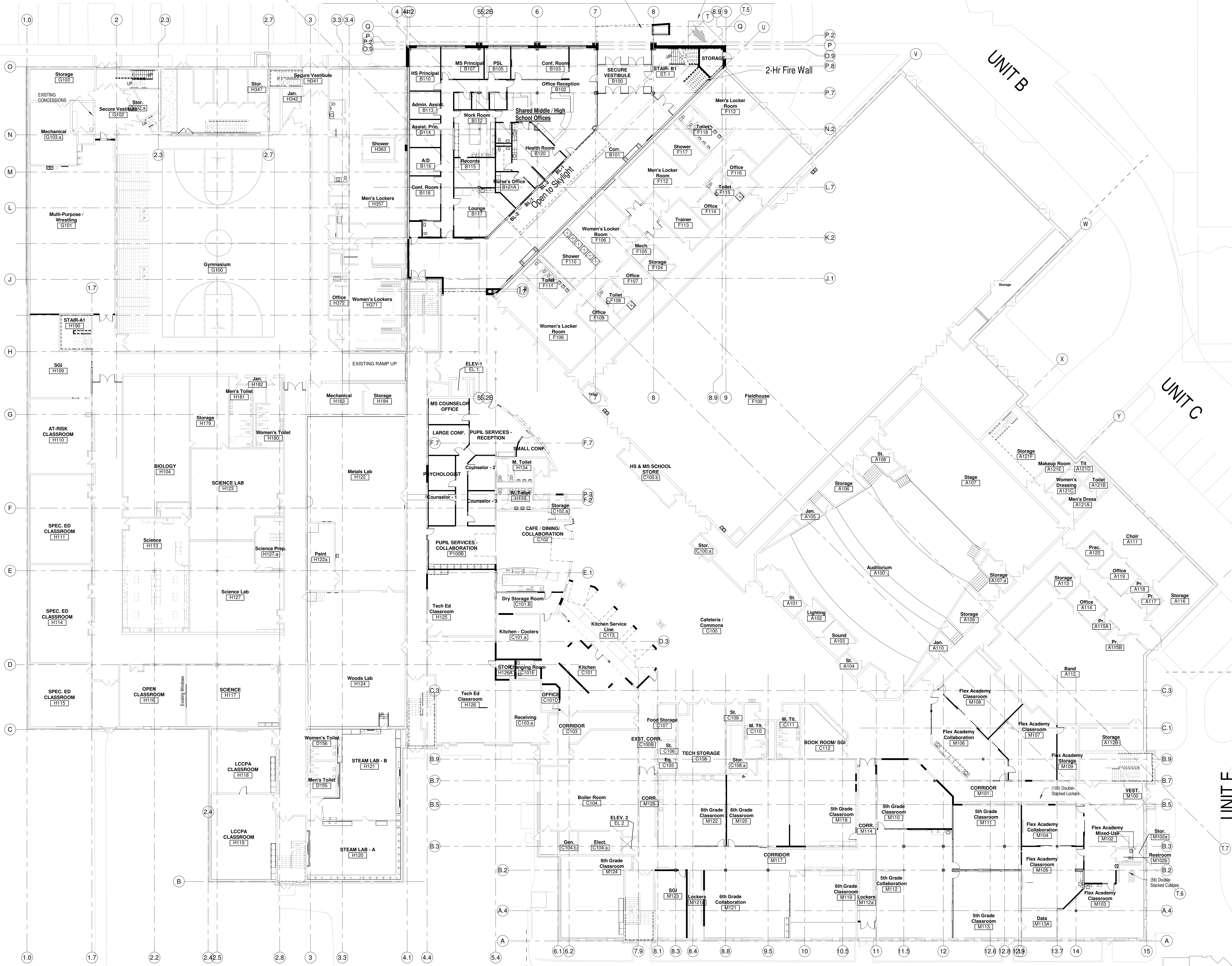
UNIT A

UNIT B

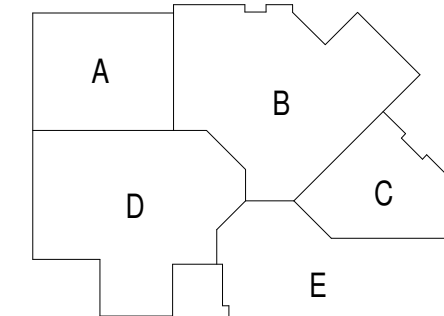
UNIT B

UNIT C

UNIT E



FIRST FLOOR PLAN - OVERALL
Scale: 1/8" = 1'-0"



Office Locations:
Milwaukee
829 S. 1st Street
Milwaukee, Wisconsin 53204
T: 414.226.0200

Sheboygan
1227A North 8th Street
PO Box 955
Sheboygan, Wisconsin
53082
T: 920.459.4200
www.brayarch.com

Project Title:
ADDITION AND RENOVATION TO
**LITTLE CHUTE HIGH/MIDDLE/INTERMEDIATE
SCHOOL**
Little Chute Area School District
1402 Freedom Rd Little Chute, WI 54140

REVISIONS:
DATE DESCRIPTION

Project Number:
3294

Issued For:
BID PACKAGE-3

NOVEMBER 13, 2017

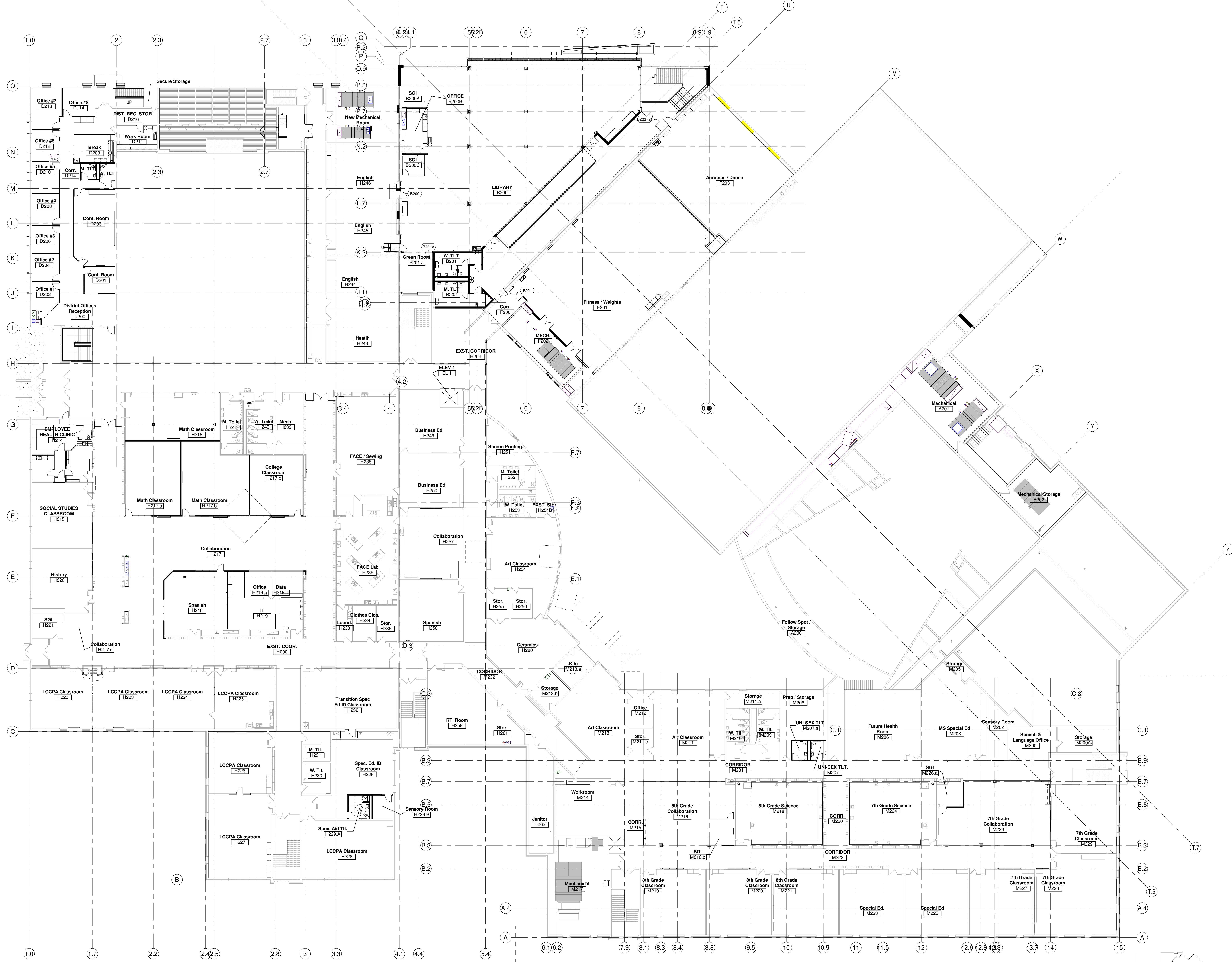
Sheet Title:
**FIRST FLOOR
PLAN - OVERALL**

Sheet Number:
A0.1

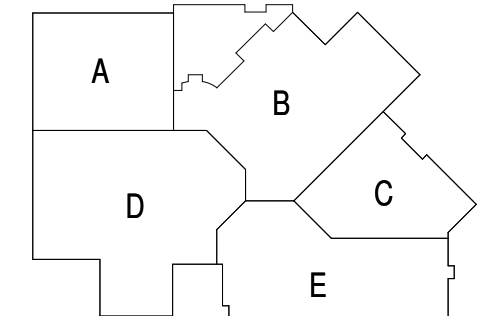
© 2017 Bray Associates Architects, Inc.



11/15/2017 1:08:47 PM
Z:\Projects\3294_Little Chute_Midway\bray.rvt



SECOND FLOOR PLAN- OVERALL
Scale: 1/16" = 1'-0"



Office Locations:
Milwaukee
 829 S. 1st Street
 Milwaukee, Wisconsin 53204
 T: 414.226.0200
Sheboygan
 1227A North 8th Street
 PO Box 955
 Sheboygan, Wisconsin
 53082
 T: 920.459.4200
 www.brayarch.com

Project Title:
**ADDITION AND RENOVATION TO
 LITTLE CHUTE HIGH/ MIDDLE/ INTERMEDIATE
 SCHOOL**
 Little Chute Area School District
 1402 Freedom Rd Little Chute, WI 54140

REVISIONS:
 DATE DESCRIPTION

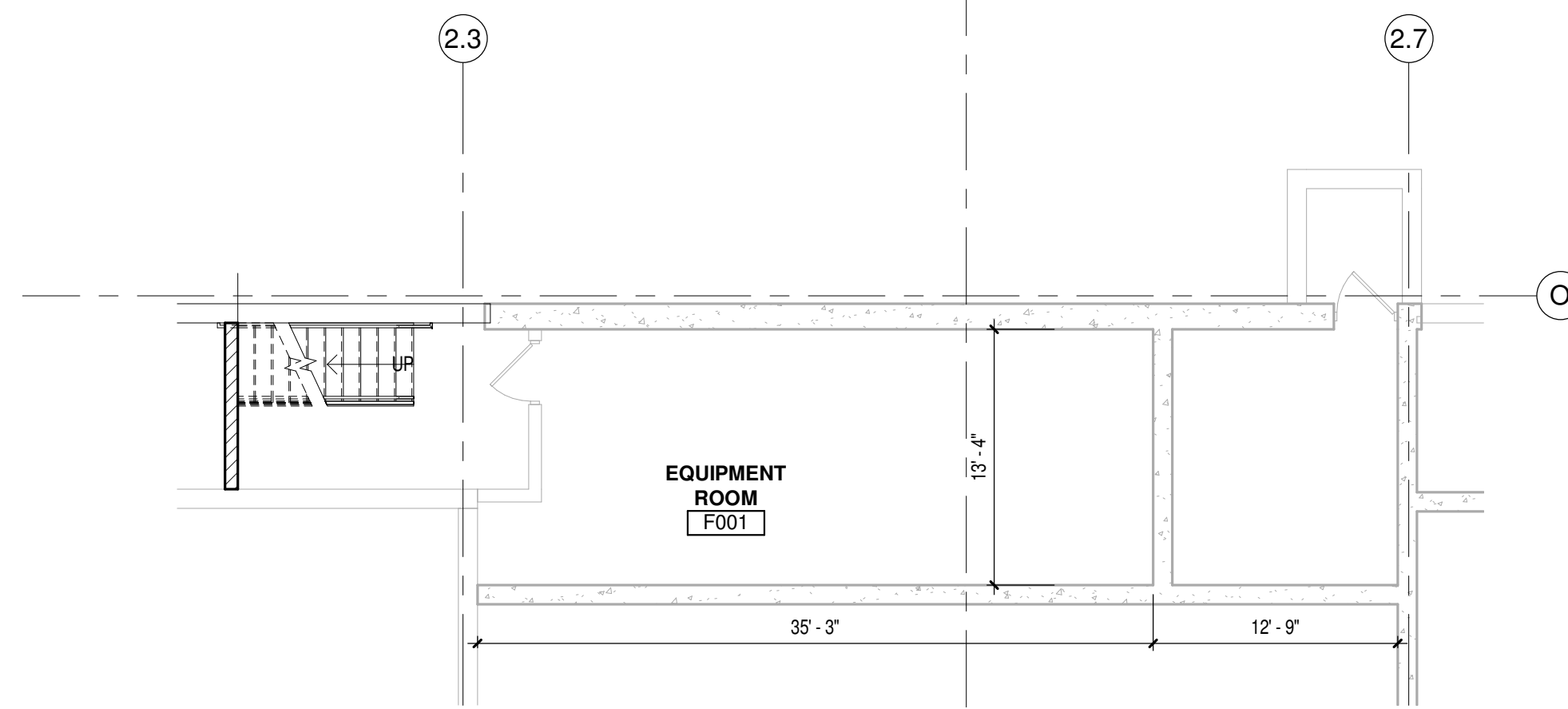
Project Number:
3294

Issued For:
BID PACKAGE-3

NOVEMBER 13, 2017

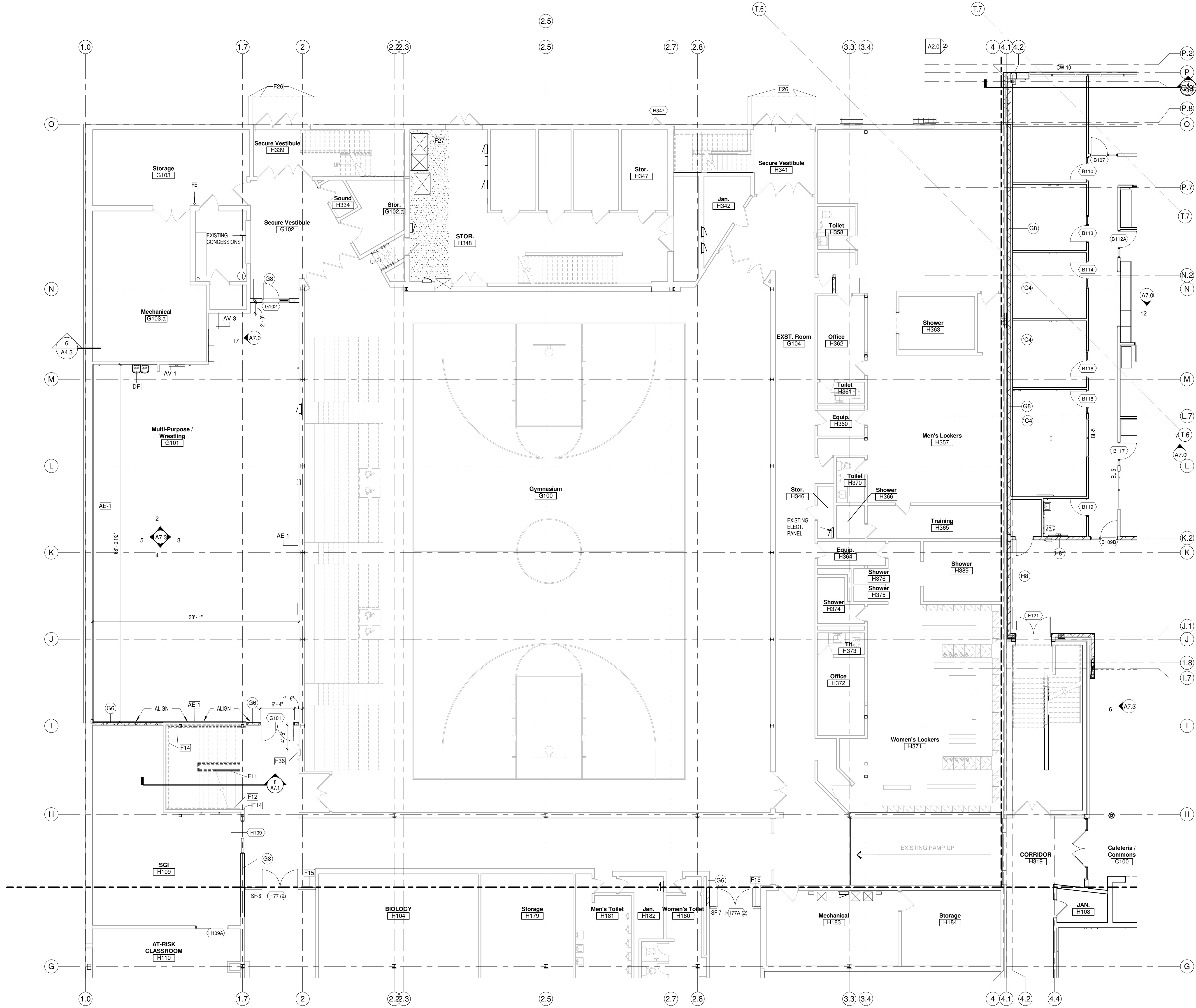
Sheet Title:
**SECOND FLOOR
 PLAN- OVERALL**

Sheet Number:
A0.2

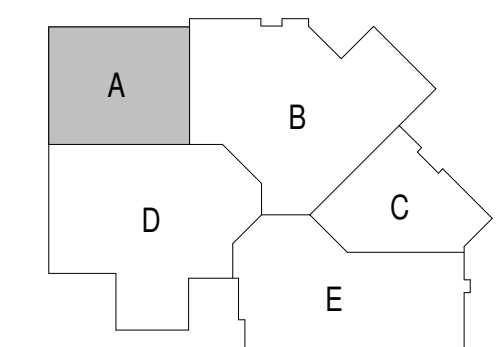


EQUIPMENT ROOM LEVEL
Scale 1/8" = 1'-0"

GENERAL NOTES	
AE-1	ATHLETIC WALL PADS RELOCATED FROM EXISTING WRESTLING ROOM. PROVIDE NEW TO MATCH AS NEEDED.
AV-1	FLAT SCREEN MONITOR, WALL MOUNTED. CONTRACTOR INSTALLED. OWNER FURNISHED. CONTRACTOR TO PROVIDE BLOCKING. SEE ELECTRICAL.
AV-3	AV STORAGE CABINET
DF	DRINKING FOUNTAIN - SEE PLUMBING
F11	NEW METAL RAIL BID PACKAGE-1 (VERIFY EXISTING STAIR DIMENSION)
F14	NEW HAND RAIL BID PACKAGE-1
F15	NEW STOREFRONT BID PACKAGE-2
F26	PAINT EXISTING CONCRETE CANOPY
F27	NEW ELECTRICAL PANEL (SEE ELECTRICAL PLANS)
F36	WALL MOUNTED DEFIBRILLATOR TO REMAIN



FIRST FLOOR PLAN - UNIT A
Scale 1/8" = 1'-0"



Office Locations:

Milwaukee
829 S. 1st Street
Milwaukee, Wisconsin 53204
T: 414.226.0200

Sheboygan
1227A North 8th Street
PO Box 955
Sheboygan, Wisconsin
53082
T: 920.459.4200
www.brayarch.com

PROJECT TITLE:
ADDITION AND RENOVATION TO
LITTLE CHUTE HIGH/MIDDLE/INTERMEDIATE SCHOOL

Little Chute Area School District
1402 Freedom Rd Little Chute, WI 54140

REVISIONS:

#	DATE	DESCRIPTION
1	9/29/17	ADD-1
2	10/18/17	PROJECT SUPPLEMENT-1

Project Number:

3294

Issued For:

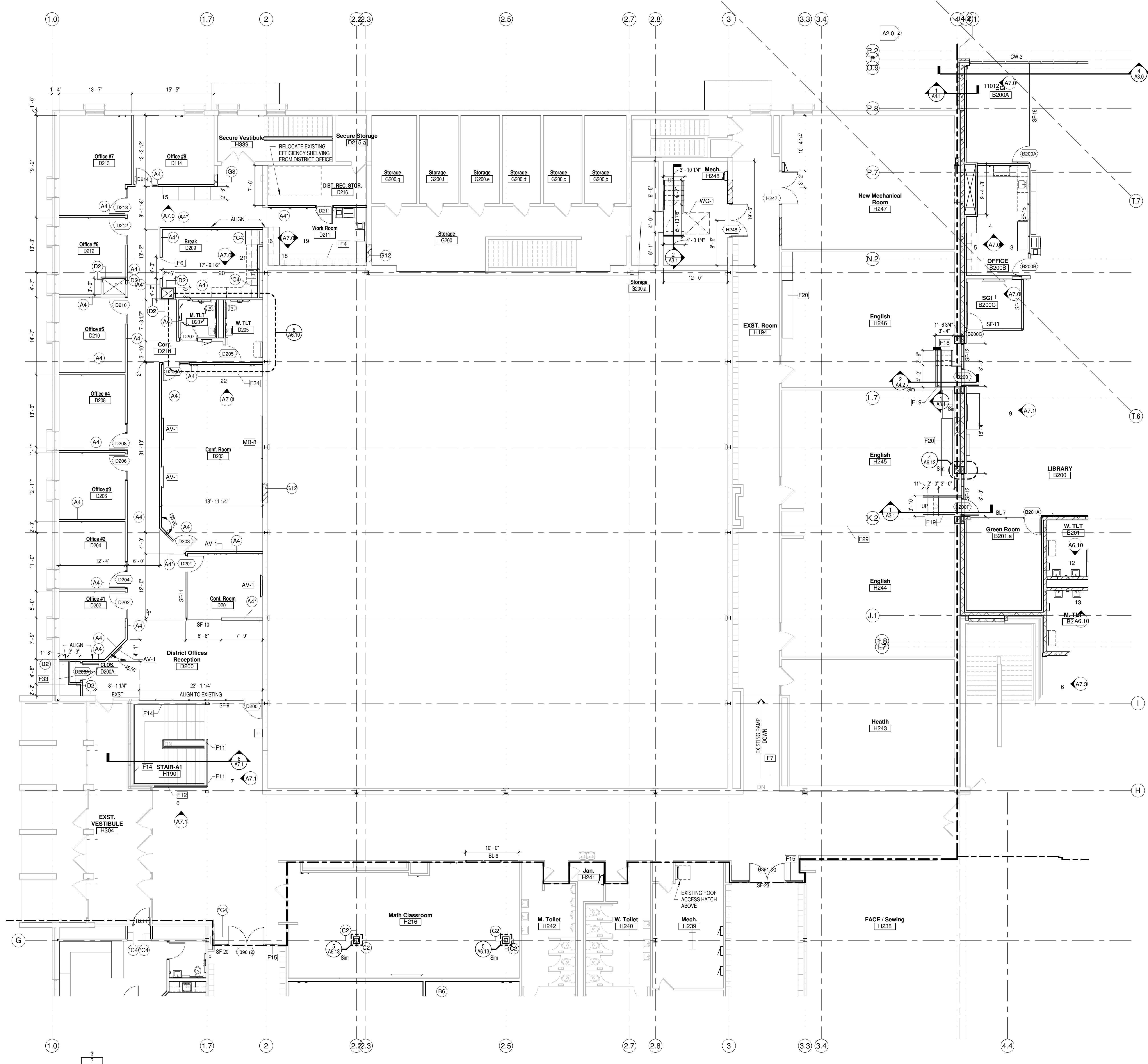
BID PACKAGE-3

NOVEMBER 13, 2017


Sheet Title:
FIRST FLOOR PLAN- UNIT A

Sheet Number:

A1.A1



GENERAL NOTES	
AV-1	FLAT SCREEN MONITOR, WALL MOUNTED, CONTRACTOR INSTALLED, OWNER FURNISHED. CONTRACTOR TO PROVIDE BLOCKING. SEE ELECTRICAL
F4	COUNTERTOP, BASE, & WALL CABINETS
F6	DOOR OPENING
F7	EXISTING RAMP
F11	NEW METAL RAIL BID PACKAGE-1 (VERIFY EXISTING STAIR DIMENSION)
F12	TENSION CABLE RAIL BID PACKAGE-1
F14	NEW HAND RAIL BID PACKAGE-1
F15	NEW STOREFRONT BID PACKAGE-2
F18	NEW CONCRETE STAIR AND GUARD RAIL UP 20"
F19	NEW STAIR
F20	EXISTING CABINETS & COUNTER TOP TO REMAIN
F29	EXISTING FOLDING PARTITION
F33	HANGER POLE & SHELF
F34	COUNTERTOP & BASE CABINETS
MB-8	MARKER BOARD 8' x 4'
WC-	WHEEL CHAIR LIFT.



Office Locations:

Milwaukee
829 S. 1st Street
Milwaukee, Wisconsin 53204
T: 414.226.0200

Sheboygan
1227A North 8th Street
PO Box 955
Sheboygan, Wisconsin
53082
T: 920.459.4200
www.brayarch.com

Project Title:
**ADDITION AND RENOVATION TO
LITTLE CHUTE HIGH/MIDDLE/INTERMEDIATE
SCHOOL**

Little Chute Area School District
1402 Freedom Rd Little Chute, WI 54140

REVISIONS:	
DATE	DESCRIPTION

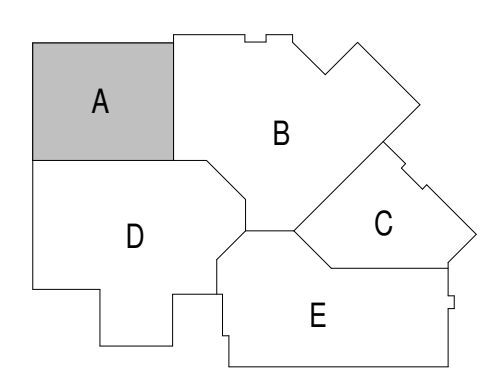
Project Number:
3294

Issued For:
BID PACKAGE-3

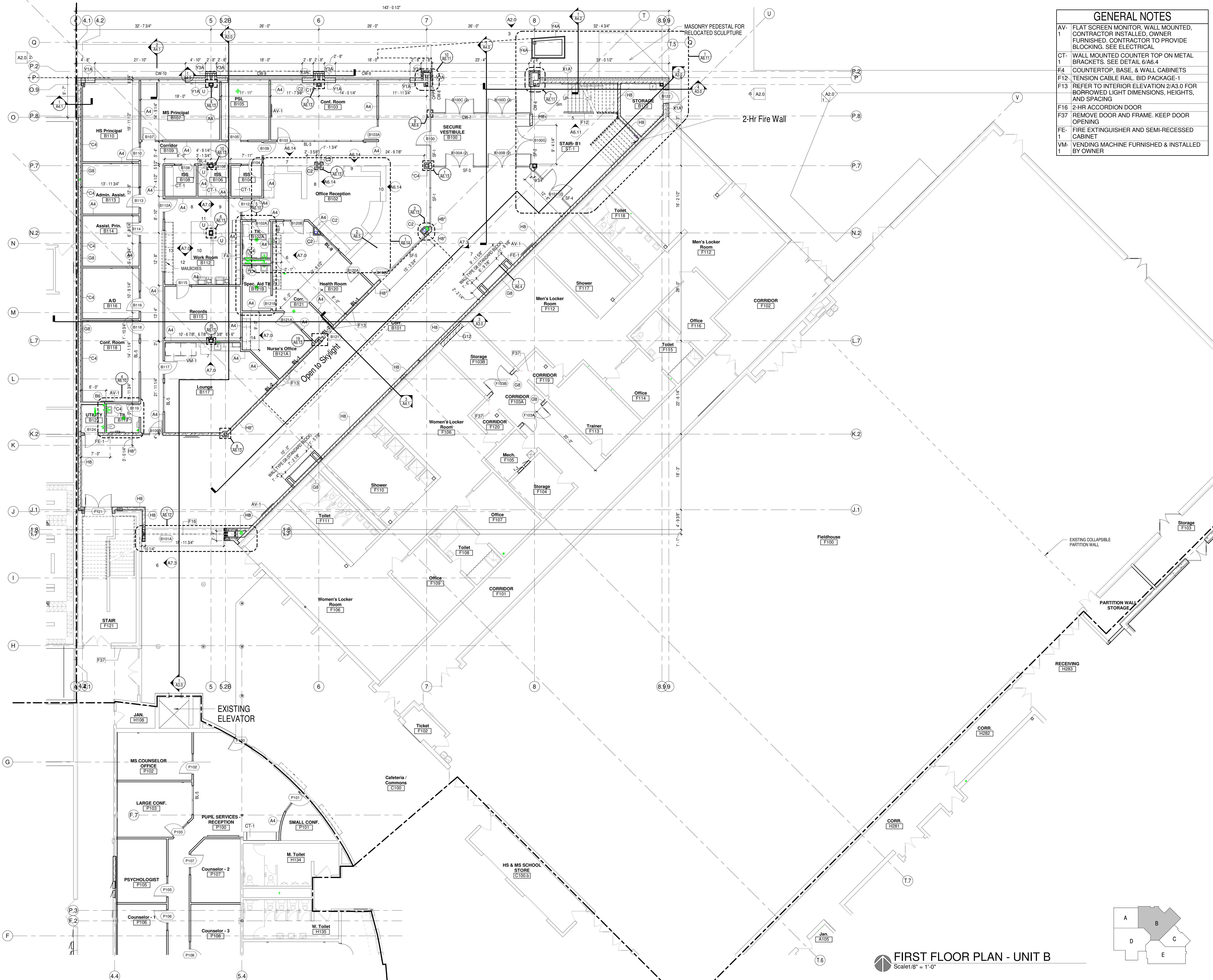
NOVEMBER 13, 2017

Sheet Title:
**SECOND FLOOR
PLAN-UNIT A**

Sheet Number:
A1.A2



SECOND FLOOR PLAN- UNIT A
Scale: 1/8" = 1'-0"



- GENERAL NOTES**
- AV-1 FLAT SCREEN MONITOR, WALL MOUNTED, CONTRACTOR INSTALLED, OWNER FURNISHED. CONTRACTOR TO PROVIDE BLOCKING. SEE ELECTRICAL
 - CT-1 WALL MOUNTED COUNTER TOP ON METAL BRACKETS. SEE DETAIL 6/A6.4
 - F4 COUNTERTOP, BASE, & WALL CABINETS
 - F12 TENSION CABLE RAIL. BID PACKAGE-1
 - F13 REFER TO INTERIOR ELEVATION 2/A3.0 FOR BORROWED LIGHT DIMENSIONS, HEIGHTS, AND SPACING
 - F16 2-HR ACCORDION DOOR
 - F37 REMOVE DOOR AND FRAME. KEEP DOOR OPENING
 - FE- FIRE EXTINGUISHER AND SEMI-RECESSED CABINET
 - VM-1 VENDING MACHINE FURNISHED & INSTALLED BY OWNER



Office Locations:

Milwaukee
 829 S. 1st Street
 Milwaukee, Wisconsin 53204
 T: 414.226.0200

Sheboygan
 1227A North 8th Street
 PO Box 955
 Sheboygan, Wisconsin 53082
 T: 920.459.4200
www.brayarch.com

Project Title:
 ADDITION AND RENOVATION TO
LITTLE CHUTE HIGH/MIDDLE/INTERMEDIATE SCHOOL
 Little Chute Area School District
 1402 Freedom Rd Little Chute, WI 54140

REVISIONS:

NO.	DATE	DESCRIPTION
1	9/29/17	ADD-1
2	10/18/17	PROJECT SUPPLEMENT-1
6	11/06/17	PROJECT SUPPLEMENT-5

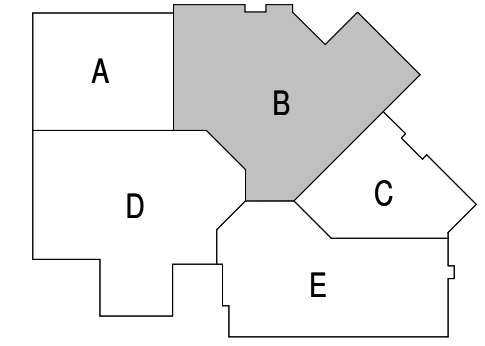
Project Number:
3294

Issued For:
BID PACKAGE-3

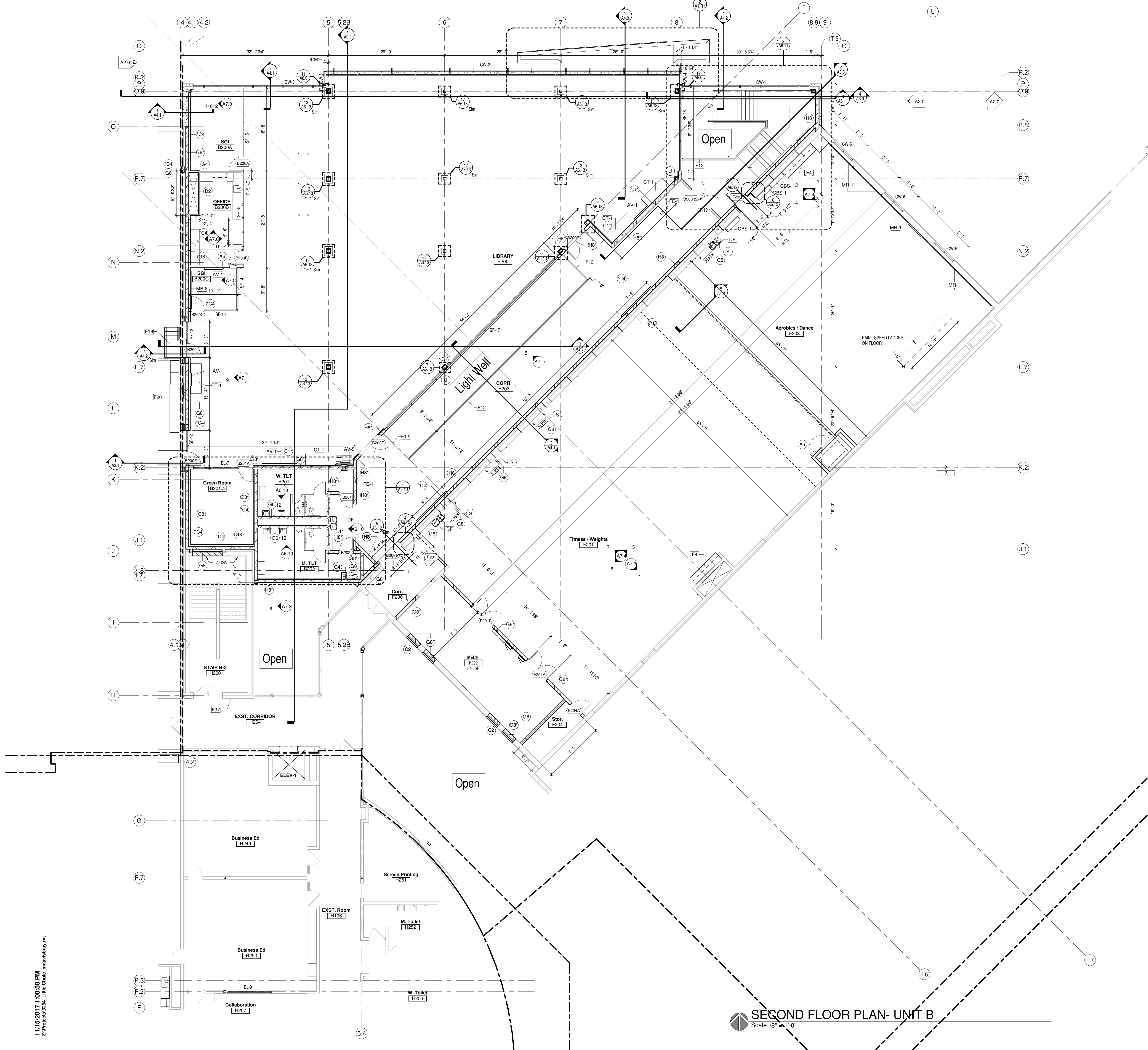
NOVEMBER 13, 2017

Sheet Title:
FIRST FLOOR PLAN- UNIT B

Sheet Number:
A1.B1



FIRST FLOOR PLAN - UNIT B
 Scale: 1/8" = 1'-0"



GENERAL NOTES	
AV-1	FLAT SCREEN MONITOR, WALL MOUNTED, CONTRACTOR INSTALLED, OWNER FURNISHED. CONTRACTOR TO PROVIDE BLOCKING. SEE ELECTRICAL
AV-5	DIGITAL SIGN INSTALLED AND FURNISHED BY OWNER
CBS-1	WALL MOUNTED COUNTER TOP ON METAL BRACKETS. SEE DETAIL S/A6.4
DF	DRINKING FOUNTAIN - SEE PLUMBING
F4	COUNTERTOP, BASE, & WALL CABINETS
F12	TENSION CABLE RAIL, BID PACKAGE-1
F18	NEW CONCRETE STAIR AND GUARD RAIL UP 20"
F20	EXISTING CABINETS & COUNTER TOP TO REMAIN
F37	REMOVE DOOR AND FRAME. KEEP DOOR OPENING
FE-1	FIRE EXTINGUISHER AND SEMI-RECESSED CABINET
MB-8	MARKER BOARD 8' x 4'
MR-1	MIRROR



Office Locations:
Milwaukee
 829 S. 1st Street
 Milwaukee, Wisconsin 53204
 T: 414.226.0200
Sheboygan
 1227A North 8th Street
 PO Box 955
 Sheboygan, Wisconsin
 53082
 T: 920.459.4200
www.brayarch.com

Project Title:
 ADDITION AND RENOVATION TO
LITTLE CHUTE HIGH/ MIDDLE/ INTERMEDIATE SCHOOL
 Little Chute Area School District
 1402 Freedom Rd Little Chute, WI 54140

REVISIONS:		
#	DATE	DESCRIPTION
1	9/29/17	ADD-1
2	10/18/17	PROJECT SUPPLEMENT-1
4	10/27/17	PROJECT SUPPLEMENT-3
5	11/03/17	PROJECT SUPPLEMENT-4
6	11/06/17	PROJECT SUPPLEMENT-5
7	11/13/17	PROJECT SUPPLEMENT-6

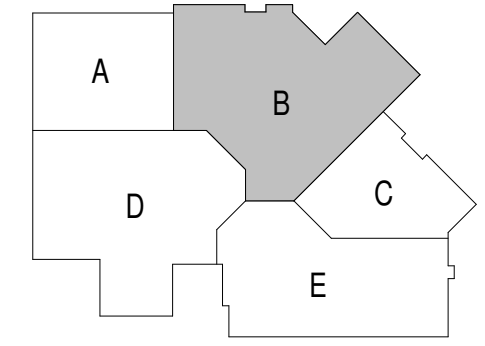
Project Number:
3294

Issued For:
BID PACKAGE-3

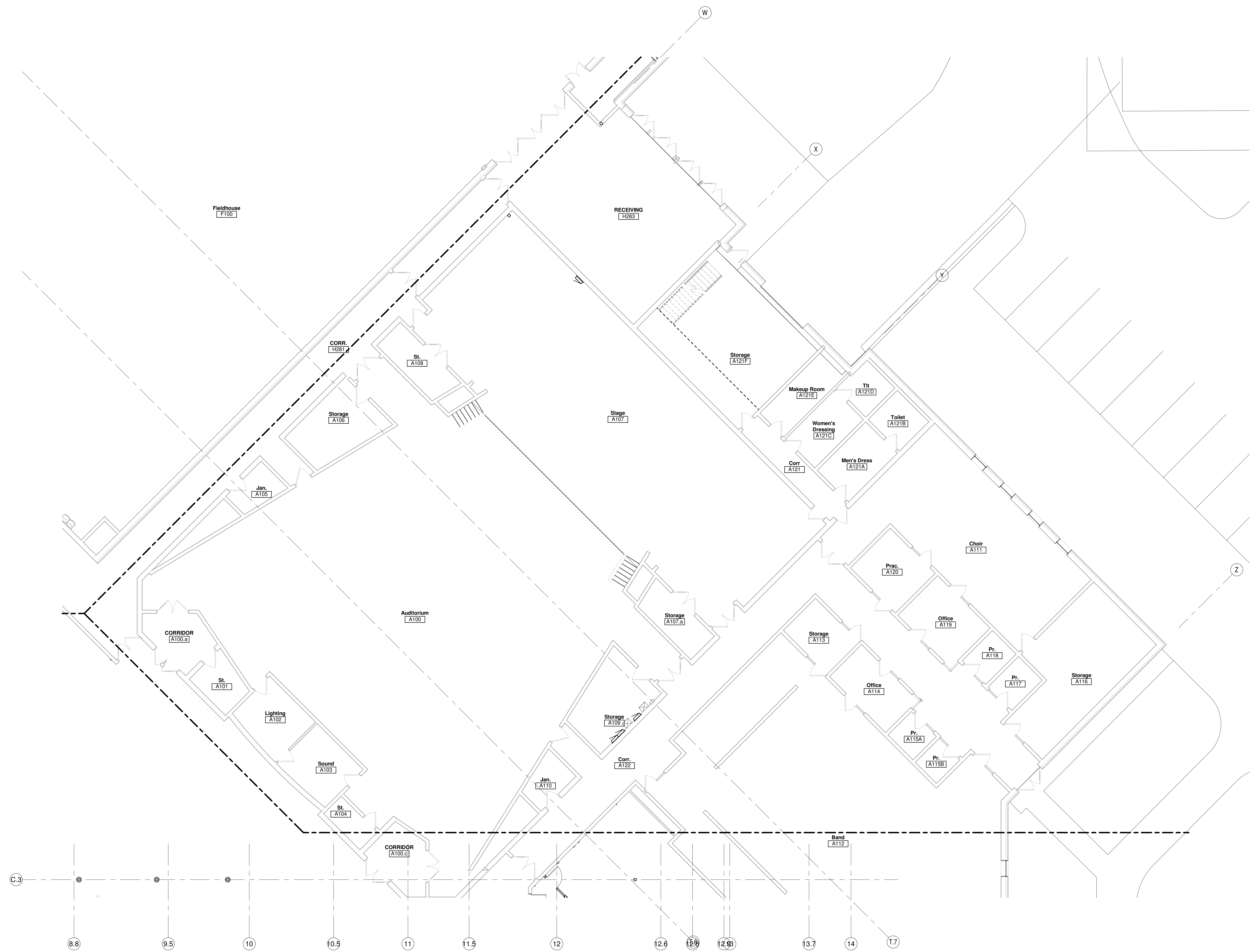
NOVEMBER 13, 2017

Sheet Title:
SECOND FLOOR PLAN- UNIT B

Sheet Number:
A1.B2

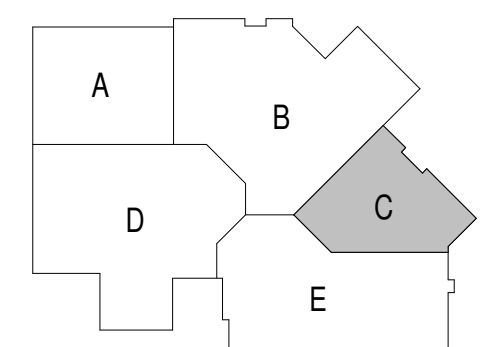


SECOND FLOOR PLAN- UNIT B
 Scale 1/8" = 1'-0"



FOR INFORMATIONAL PURPOSES ONLY. NO
WORK IN THIS AREA UNLESS OTHERWISE
NOTED.

FIRST FLOOR PLAN - UNIT C
Scale 1/8" = 1'-0"



11/15/2017 1:09:01 PM
Z:\Projects\3294_Little Chute_mdw\bray.rvt



Office Locations:
Milwaukee
829 S. 1st Street
Milwaukee, Wisconsin 53204
T: 414.226.0200
Sheboygan
1227A North 8th Street
PO Box 955
Sheboygan, Wisconsin
53082
T: 920.459.4200
www.brayarch.com

Project Title:
ADDITION AND RENOVATION TO
**LITTLE CHUTE HIGH/MIDDLE/INTERMEDIATE
SCHOOL**
Little Chute Area School District
1402 Freedom Rd Little Chute, WI 54140

REVISIONS:

DATE	DESCRIPTION

Project Number:
3294

Issued For:
BID PACKAGE-3

NOVEMBER 13, 2017

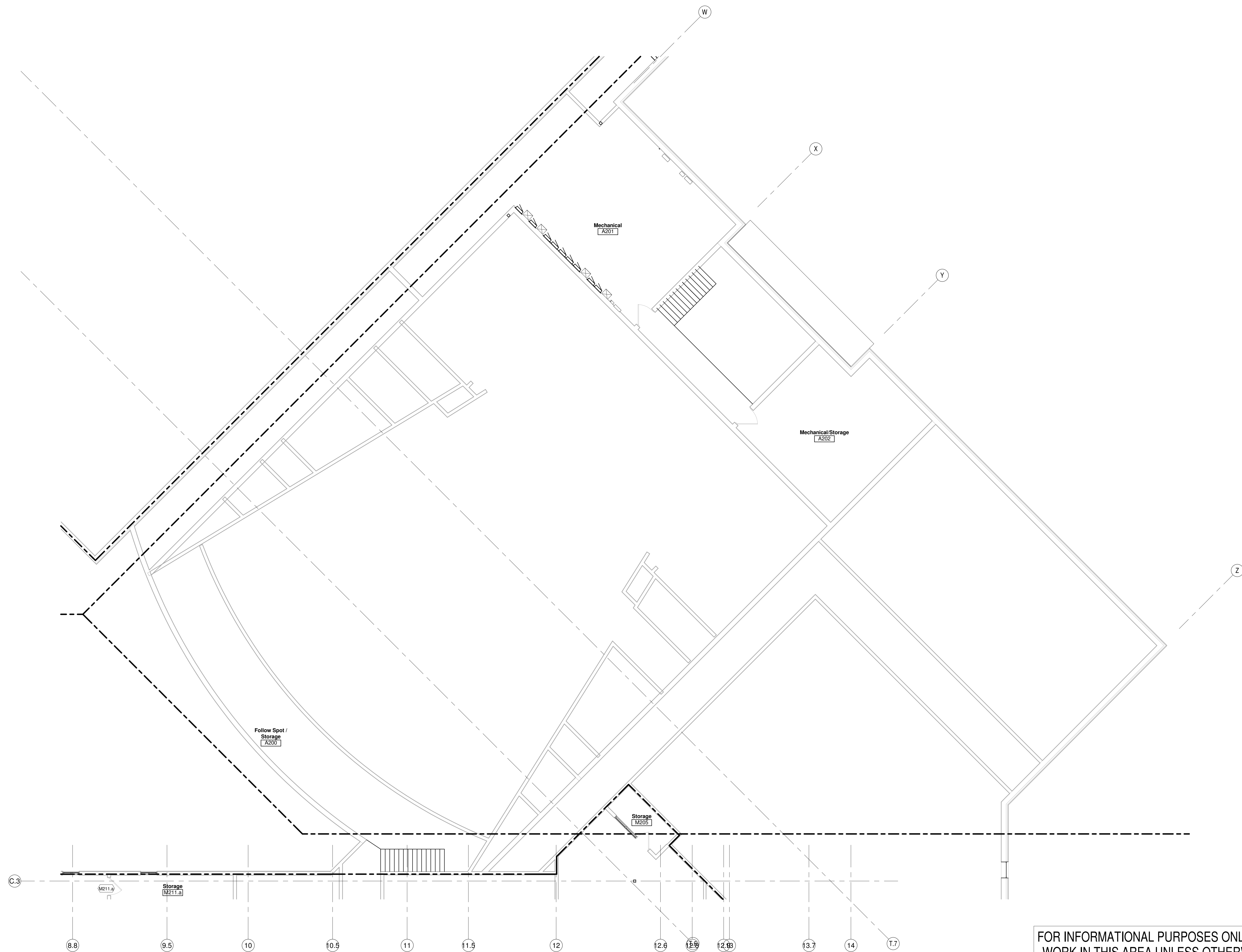
Sheet Title:
**FIRST FLOOR
PLAN- UNIT C**

Sheet Number:

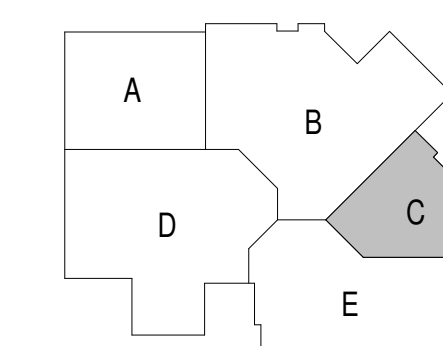
A1.C1

© 2017 Bray Associates Architects, Inc.


11/15/2017 1:09:04 PM
Z:\Projects\3294_Little Chute_mdw\bray.rvt



SECOND FLOOR PLAN- UNIT C
Scale 1/8" = 1'-0"



FOR INFORMATIONAL PURPOSES ONLY. NO
WORK IN THIS AREA UNLESS OTHERWISE
NOTED.



Office Locations:
Milwaukee
829 S. 1st Street
Milwaukee, Wisconsin 53204
T: 414.226.0200
Sheboygan
1227A North 8th Street
PO Box 955
Sheboygan, Wisconsin
53082
T: 920.459.4200
www.brayarch.com

Project Title:
ADDITION AND RENOVATION TO
**LITTLE CHUTE HIGH/ MIDDLE/ INTERMEDIATE
SCHOOL**
Little Chute Area School District
1402 Freedom Rd Little Chute, WI 54140

REVISIONS:

DATE	DESCRIPTION

Project Number:
3294

Issued For:
BID PACKAGE-3

NOVEMBER 13, 2017

Sheet Title:
**SECOND FLOOR
PLAN- UNIT C**

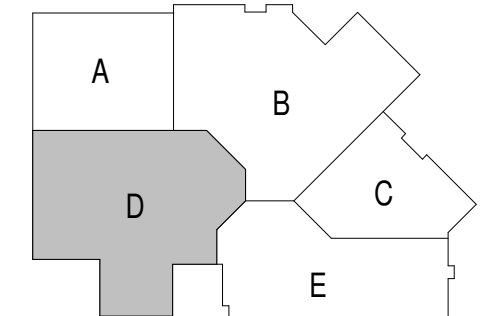
Sheet Number:
A1.C2

11/15/2017 1:09:09 PM
Z:\Projects\3294_Little Chute, Indiv\bray.rvt



- GENERAL NOTES**
- AV-1a) FLAT SCREEN MONITOR, WALL MOUNTED. CONTRACTOR INSTALLED, OWNER FURNISHED. CONTRACTOR TO PROVIDE BLOCKING. SEE ELECTRICAL
 - CT-1 WALL MOUNTED COUNTER TOP ON METAL BRACKETS. SEE DETAIL 6/A6.4
 - F10 RELOCATED DISPLAY CASE
 - F19 NEW STAIR
 - F23 CONCRETE SLAB INFILL AND FINISH TO MATCH EXISTING
 - F24 NEW OVERHEAD SECTIONAL GLASS PANEL DOORS - ALIGN NEW OPENING WITH EXISTING WINDOW JAMB LOCATIONS
 - F25 COORDINATE ELEVATION OF OVERHEAD DOOR TRACK WITH ADJACENT DOOR TO OVERLAP ABOVE CEILING
 - F28 PATCH EXISTING CONCRETE FLOOR- BY PLUMBING CONTRACTOR. REPAIR FLOOR TO MATCH EXISTING- BY GENERAL CONTRACTOR
 - F37 REMOVE DOOR AND FRAME. KEEP DOOR OPENING
 - L-2 EXISTING LOCKERS - PAINT (ALT. BID- 1)
 - MB-5 MARKER BOARD 4' x 4' DOUBLE STACKED TO SLIDE HORIZ. ON ALUMINUM WALL MOUNTED TRACK

FIRST FLOOR PLAN - UNIT D
Scale: 1/8" = 1'-0"



Office Locations:
Milwaukee
 829 S. 1st Street
 Milwaukee, Wisconsin 53204
 T: 414.226.0200
Sheboygan
 1227A North 8th Street
 PO Box 955
 Sheboygan, Wisconsin
 53082
 T: 920.459.4200
 www.brayarch.com

Project Title:
 ADDITION AND RENOVATION TO
 LITTLE CHUTE HIGH/ MIDDLE/ INTERMEDIATE
 SCHOOL
 Little Chute Area School District
 1402 Freedom Rd Little Chute, WI 54140

REVISIONS:

NO.	DATE	DESCRIPTION
3	10/20/17	PROJECT SUPPLEMENT-2
7	11/13/17	PROJECT SUPPLEMENT-6

Project Number:
3294

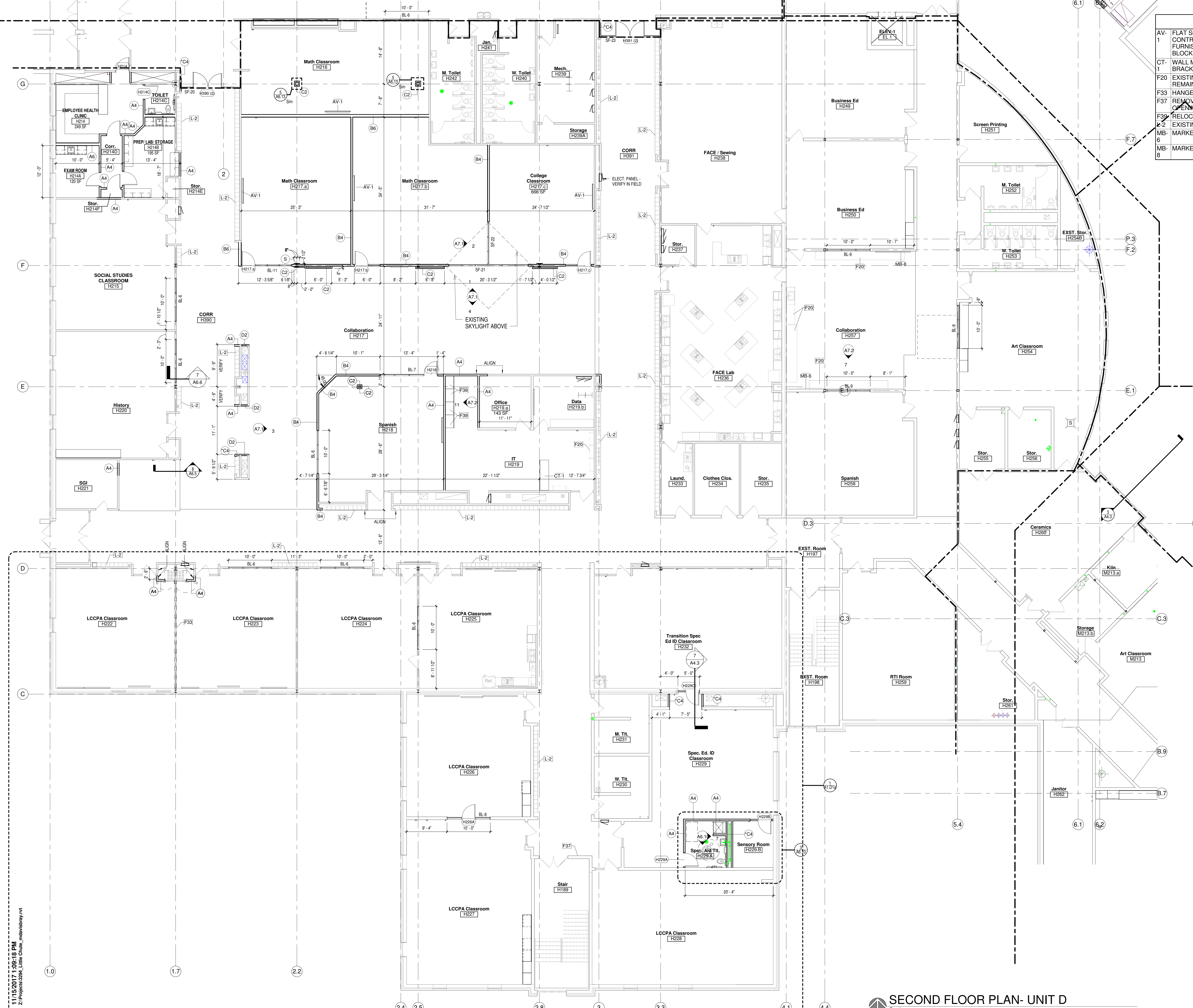
Issued For:
BID PACKAGE-3

NOVEMBER 13, 2017

Sheet Title:
FIRST FLOOR PLAN- UNIT D

Sheet Number:
A1.D1

© 2017 Bray Associates Architects, Inc.



- ### GENERAL NOTES
- AV-1 FLAT SCREEN MONITOR, WALL MOUNTED, CONTRACTOR INSTALLED, OWNER FURNISHED. CONTRACTOR TO PROVIDE BLOCKING. SEE ELECTRICAL
 - CT-1 WALL MOUNTED COUNTER TOP ON METAL BRACKETS. SEE DETAIL 6/A6.4
 - F20 EXISTING CABINETS & COUNTER TOP TO REMAIN
 - F33 HANGER POLE & SHELF
 - F37 REMOVE DOOR AND FRAME. KEEP DOOR OPENING
 - F39 RELOCATED STORAGE CABINETS.
 - M-2 EXISTING LOCKERS - PAINT (ALT. BID- 1)
 - MB-6 MARKER BOARD 6' x 6'
 - MB-8 MARKER BOARD 8' x 4'



Office Locations:

Milwaukee
829 S. 1st Street
Milwaukee, Wisconsin 53204
T: 414.226.0200

Sheboygan
1227A North 8th Street
PO Box 955
Sheboygan, Wisconsin
53082
T: 920.459.4200
www.brayarch.com

Project Title:
ADDITION AND RENOVATION TO
LITTLE CHUTE HIGH/MIDDLE/INTERMEDIATE SCHOOL
Little Chute Area School District
1402 Freedom Rd Little Chute, WI 54140

REVISIONS:

NO.	DATE	DESCRIPTION
3	10/20/17	PROJECT SUPPLEMENT-2

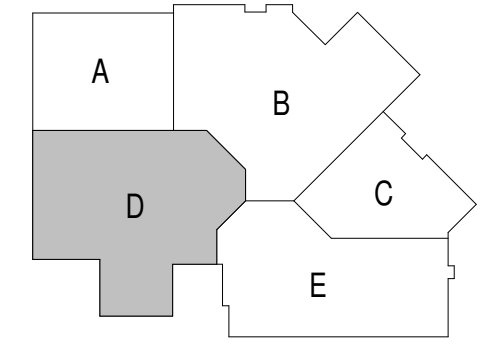
Project Number:
3294

Issued For:
BID PACKAGE-3

NOVEMBER 13, 2017

Sheet Title:
SECOND FLOOR PLAN-UNIT D

Sheet Number:
A1.D2

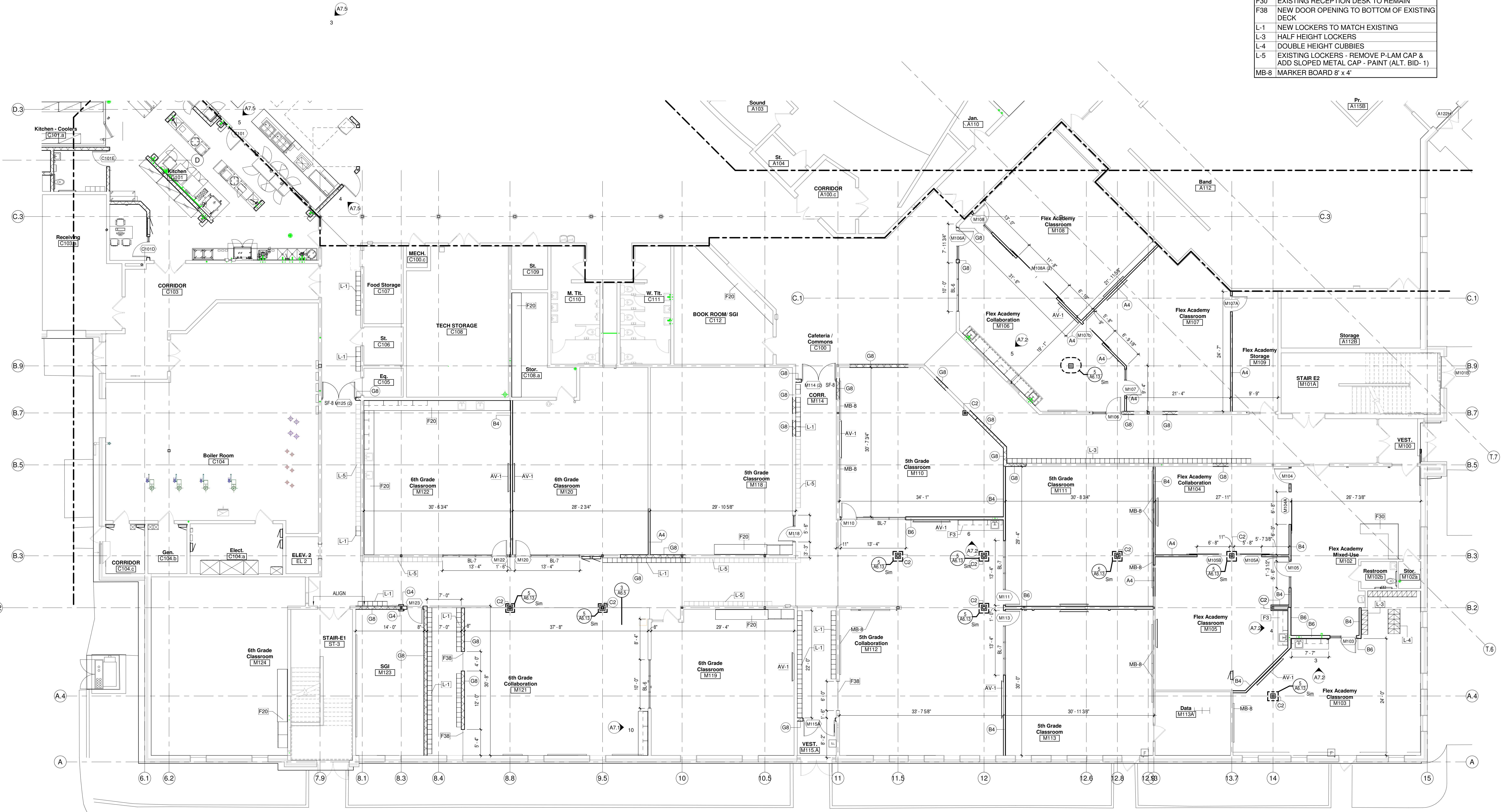


SECOND FLOOR PLAN- UNIT D
Scale 1/8" = 1'-0"

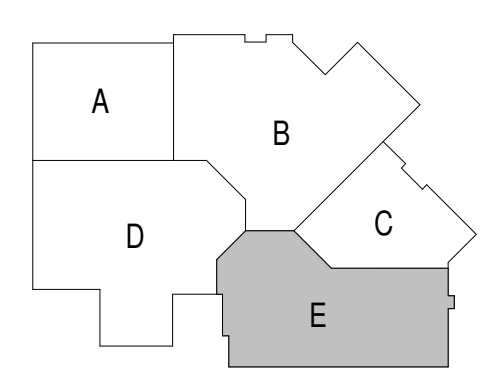
11/15/2017 1:09:18 PM
Z:\Projects\3294_Little Chute_mdw\bray.rvt

GENERAL NOTES

AV-1	FLAT SCREEN MONITOR, WALL MOUNTED, CONTRACTOR INSTALLED, OWNER FURNISHED, CONTRACTOR TO PROVIDE BLOCKING. SEE ELECTRICAL
F3	COUNTERTOP, CABINETS, & SINK
F20	EXISTING CABINETS & COUNTER TOP TO REMAIN
F30	EXISTING RECEPTION DESK TO REMAIN
F38	NEW DOOR OPENING TO BOTTOM OF EXISTING DECK
L-1	NEW LOCKERS TO MATCH EXISTING
L-3	HALF HEIGHT LOCKERS
L-4	DOUBLE HEIGHT CUBBIES
L-5	EXISTING LOCKERS - REMOVE P-LAM CAP & ADD SLOPED METAL CAP - PAINT (ALT. BID- 1)
MB-8	MARKER BOARD 8' x 4'



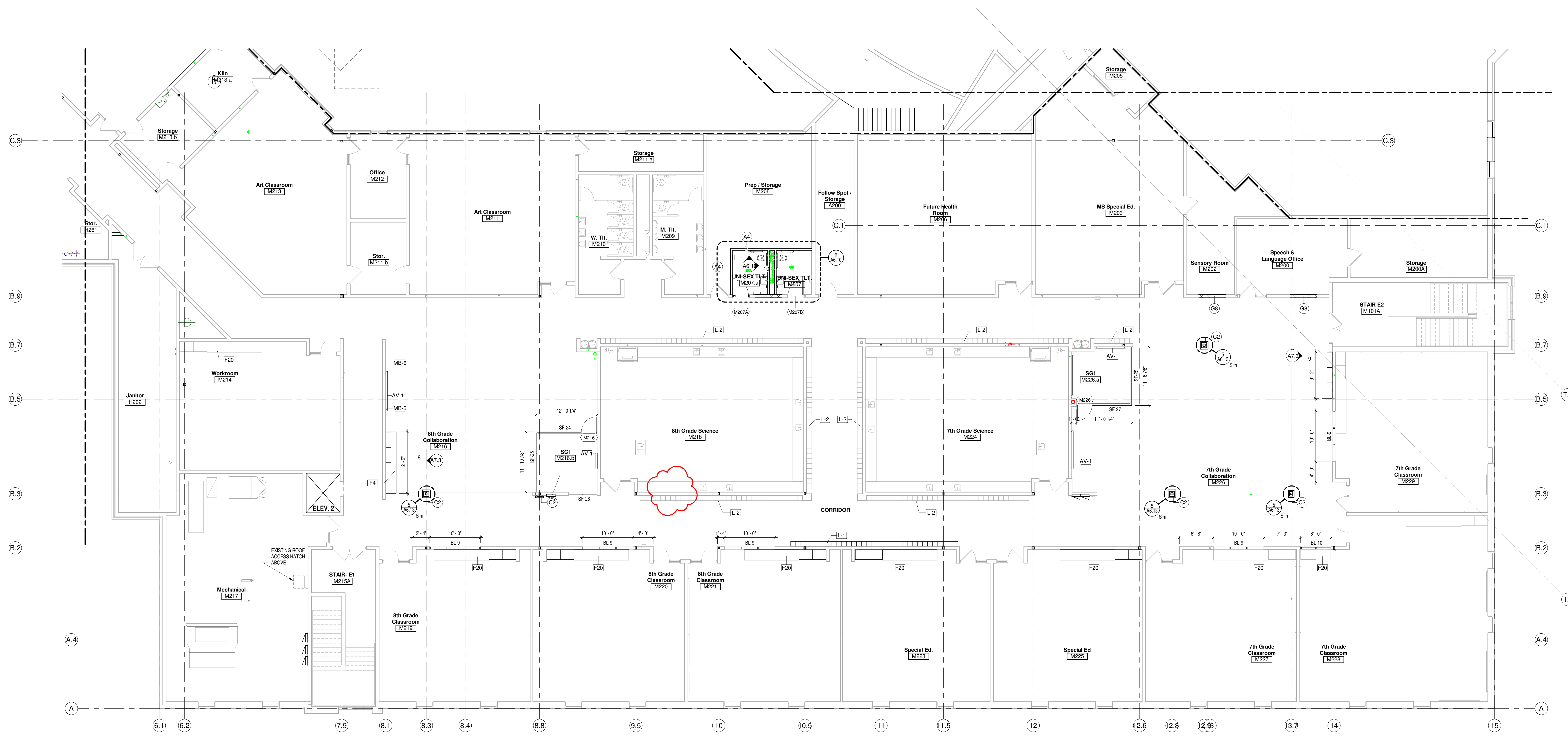
FIRST FLOOR PLAN - UNIT E
 Scale 1/8" = 1'-0"



GENERAL NOTES	
AV-1	FLAT SCREEN MONITOR, WALL MOUNTED, CONTRACTOR INSTALLED, OWNER FURNISHED. CONTRACTOR TO PROVIDE BLOCKING. SEE ELECTRICAL
F4	COUNTERTOP, BASE, & WALL CABINETS
F20	EXISTING CABINETS & COUNTER TOP TO REMAIN
L-1	NEW LOCKERS TO MATCH EXISTING
L-2	EXISTING LOCKERS - PAINT (ALT. BID- 1)
MB-6	MARKER BOARD 6' x 6'



Office Locations:
Milwaukee
 829 S. 1st Street
 Milwaukee, Wisconsin 53204
 T: 414.226.0200
Sheboygan
 1227A North 8th Street
 PO Box 955
 Sheboygan, Wisconsin 53082
 T: 920.459.4200
 www.brayarch.com



Project Title:
 ADDITION AND RENOVATION TO
LITTLE CHUTE HIGH/MIDDLE/INTERMEDIATE SCHOOL
 Little Chute Area School District
 1402 Freedom Rd Little Chute, WI 54140

REVISIONS:

#	DATE	DESCRIPTION
3	10/20/17	PROJECT SUPPLEMENT-2
8	11/21/17	BP-3 ADD-1

Project Number:
3294

Issued For:
BID PACKAGE-3

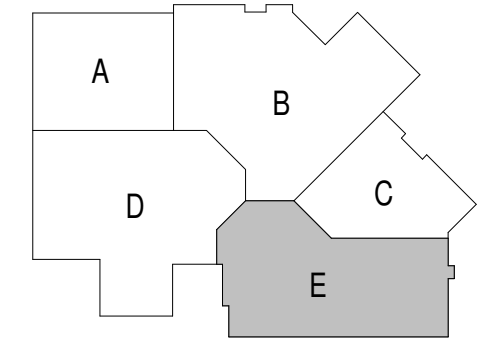
NOVEMBER 13, 2017

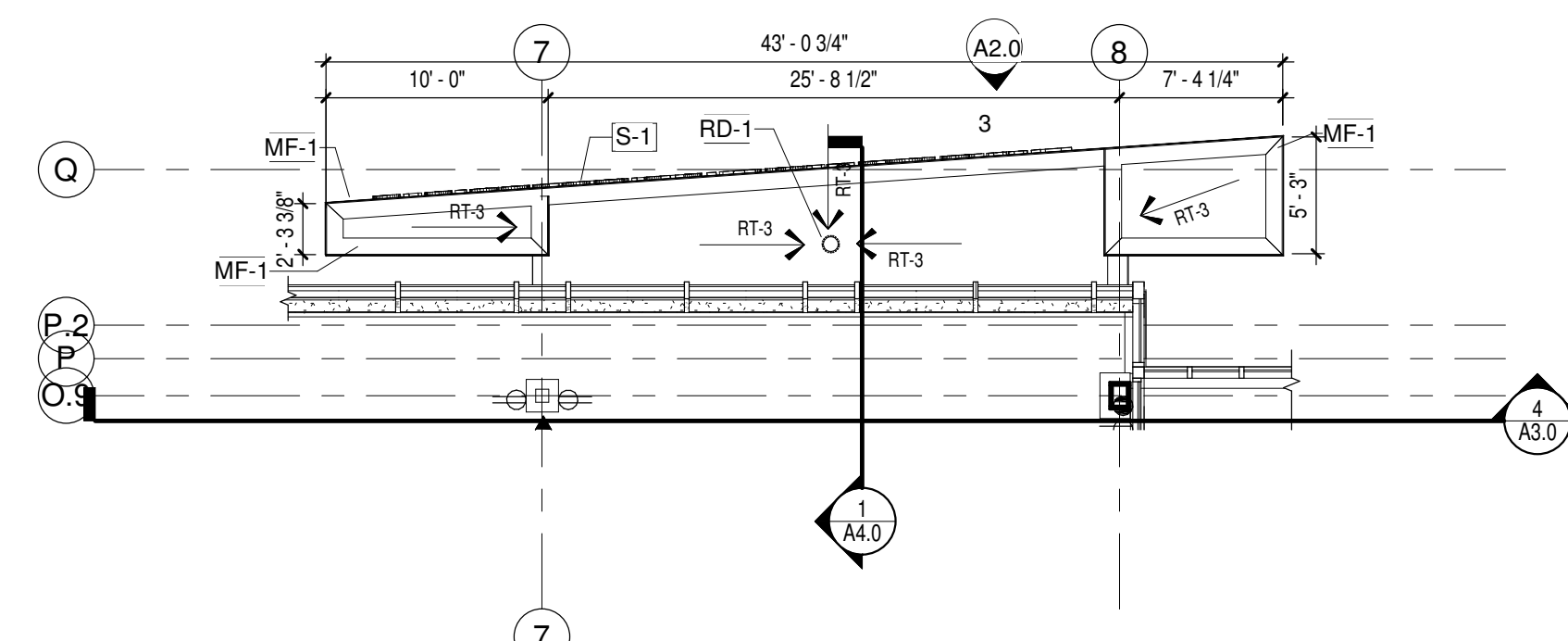
Sheet Title:
SECOND FLOOR PLAN-UNIT E

Sheet Number:

A1.E2

SECOND FLOOR PLAN- UNIT E
 Scale 1/8" = 1'-0"

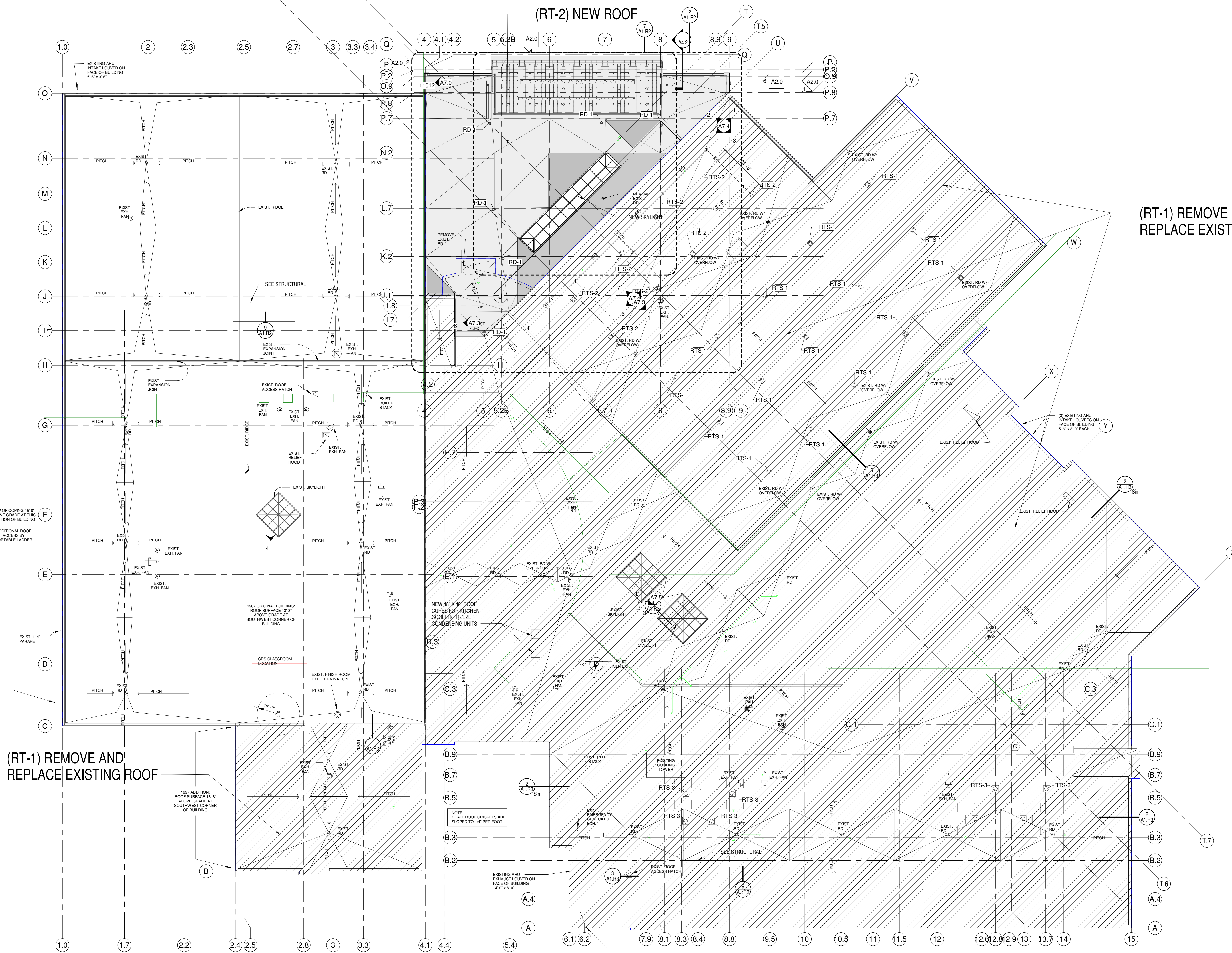




CANOPY ROOF DETAIL
Scale 1/8" = 1'-0"

ROOFING LEGEND & NOTES

- ROOF TYPE 1 (RT-1): MULTI-PLY FULLY ADHERED (WHITE) ROOF SYSTEM WITH EXISTING INSULATION
 - ROOF TYPE 2 (RT-2): MULTI-PLY TORCH WELD (WHITE) ROOF SYSTEM WITH 3/8" COVERBOARD AND 2" POLYSTYRENE INSULATION TOTAL MINIMUM OF 2 LAYERS WITH STAGGERED JOINTS (TAPERED INSULATION AS SHOWN ON PLAN) METAL ROOF DECK. SEE STRUCTURAL DRAWINGS FOR SIZE & TYPE
 - ROOF TYPE 3 (RT-3): MULTI-PLY TORCH WELD (WHITE) ROOF SYSTEM WITH 3/8" COVERBOARD AND 1" MIN POLYSTYRENE TAPERED INSULATION 1/4" PER FT. AS SHOWN ON PLAN) METAL ROOF DECK. SEE STRUCTURAL DRAWINGS FOR SIZE & TYPE
- DENOTES TAPERED INSULATION, MAINTAIN 1/2" PER FOOT SLOPE TO DRAINS
 DENOTES AREA OF ROOF THAT CANNOT HAVE PENETRATIONS, MAINTAIN 4" ON EITHER SIDE OF 2-HR FIRE WALL
1. ALL ROOF SLOPES TO BE MINIMUM 1/4" PER FOOT UNLESS NOTED OTHERWISE.
 2. ALL ROOF TOP CURBS TO BE SADDLED WITH MINIMUM 1/2" PER FOOT PITCH.
 3. NOT ALL ROOF PENETRATIONS ARE SHOWN. ROOFING CONTRACTOR TO VERIFY PENETRATIONS WITH ALL BUILDING TRADES.
 4. SEE HVAC DRAWINGS FOR SIZES, QUANTITIES, LOCATIONS AND TYPES OF HVAC PENETRATIONS AND ROOF TOP MOUNTED EQUIPMENT.
 5. SEE DETAIL 10A1 R2 FOR VENT PIPE FLASHING DETAIL. VERIFY ALL LOCATIONS AND QUANTITIES W/ PLUMBING CONTRACTOR.
 6. SEE DETAIL 3A612 FOR ROOF EDGE TRANSITION AT FIRE WALL DETAIL.
 7. SEE DETAIL 8A1 R2 FOR TYPICAL ROOF SADDLES.
 8. WOOD BLOCKING REQUIREMENTS:
BOLTS ANCHORING WOOD NAILERS TO CMU SHALL BE 1/2" DIAMETER SPACED 4'-0" O.C. AT OUTSIDE CORNERS BOLTS SHALL BE 2'-0" O.C. FOR FIRST 8'-0" IN EACH DIRECTION FROM CORNER. ANCHOR BOLTS SHALL BE HOOKED AND EMBEDDED 8" IN CMU.
LAG BOLTS ANCHORING WOOD NAILERS TO WOOD BLOCKING AT METAL STUDS SHALL BE 1/2" DIAMETER SPACED 4'-0" O.C. AT OUTSIDE BUILDING CORNERS BOLTS SHALL BE 2'-0" O.C. FOR THE FIRST 8'-0" IN EACH DIRECTION FROM THE CORNER.
WOOD NAILERS DIRECTLY FASTENED TO THE METAL DECK SHALL BE WITH TWO ROWS OF NO. 10 GALVANIZED SHEET METAL SCREWS WITH 5/8" DIAMETER WINGERS. SPACING FOR EACH ROW SHALL BE 2'-0" O.C. WITH STAGGERED ROWS.
NAILS USED TO SECURE WOOD NAILER TO ANOTHER WOOD NAILER SHALL BE LONG ENOUGH TO PENETRATE AS MINIMUM 1 1/4" NAILING FOR EACH OF TWO ROWS SHALL BE 2'-0" O.C. WITH STAGGERED ROWS.
 9. PREFINISHED METAL FLASHING
CONTINUOUS METAL RECEIVER AND COUNTERFLASHING
AT BRICK WALLS, METAL FLASHING TO BE A PREFINISHED METAL (COLOR TO BE SELECTED BY ARCHITECT)
 10. ROOF CORING METAL
AT BRICK OVER GYP PARAPET LOCATIONS, METAL CORING TO BE A PREFINISHED METAL (COLOR TO BE SELECTED BY ARCHITECT)
AT METAL PANEL LOCATIONS, METAL CORING TO BE A PREFINISHED METAL (COLOR SELECTED BY ARCHITECT)
 11. COORDINATE WITH HIGH AND LOW POINTS OF SLOPED STRUCTURE
 12. PROVIDE AND INSTALL 5/8" GYPSUM BOARD THERMAL BARRIER AT AREAS WITH SPRAYED ON FIRE PROOFING AND/OR AT AREAS WITH ACoustICAL DECK AND AT ROOF SYSTEMS CALLING FOR 5/8" THERMAL BARRIER. (SEE STRUCTURAL DRAWINGS FOR LOCATIONS)



ROOF PLAN - OVERALL
Scale 1" = 20'-0"

GENERAL NOTES

- MF-1 PRE-FINISHED ALUMINUM ROOF EDGE - COLOR TO MATCH MP-1
- RD-1 ROOF DRAIN
- RTS-1 29" TUBULAR SKYLIGHTS (Gym) ALT. BID-1
- RTS-2 29" TUBULAR SKYLIGHTS (Wrestling) ALT. BID-1
- RTS-3 21" TUBULAR SKYLIGHTS AT EXISTING ROOF DECK - MIDDLE SCHOOL
- S-1 RAISED CAST ALUMINUM LETTERS

(RT-1) REMOVE AND REPLACE EXISTING ROOF

(RT-1) REMOVE AND REPLACE EXISTING ROOF

(RT-2) NEW ROOF

bray architects
solid foundation. forward thinking.

Office Locations:
Milwaukee
829 S. 1st Street
Milwaukee, Wisconsin 53204
T: 414.226.0200
Sheboygan
1227A North 8th Street
PO Box 955
Sheboygan, Wisconsin 53082
T: 920.459.4200
www.braraych.com

Project Title:
ADDITION AND RENOVATION TO
LITTLE CHUTE HIGH/ MIDDLE/ INTERMEDIATE SCHOOL
Little Chute Area School District
1402 Freedom Rd Little Chute, WI 54140

REVISIONS:

DATE	DESCRIPTION

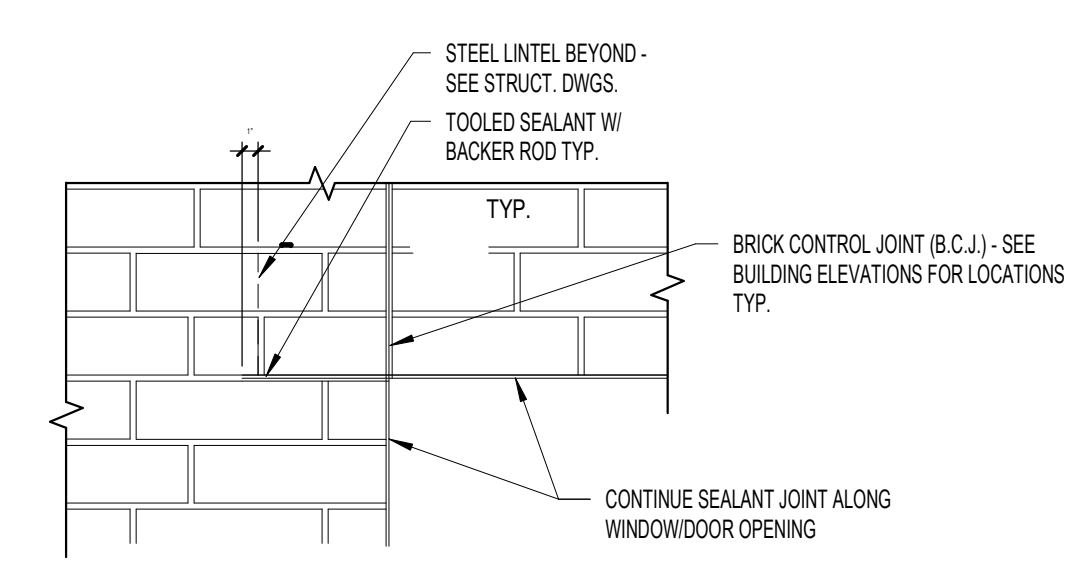
Project Number:
3294

Issued For:
BID PACKAGE-3

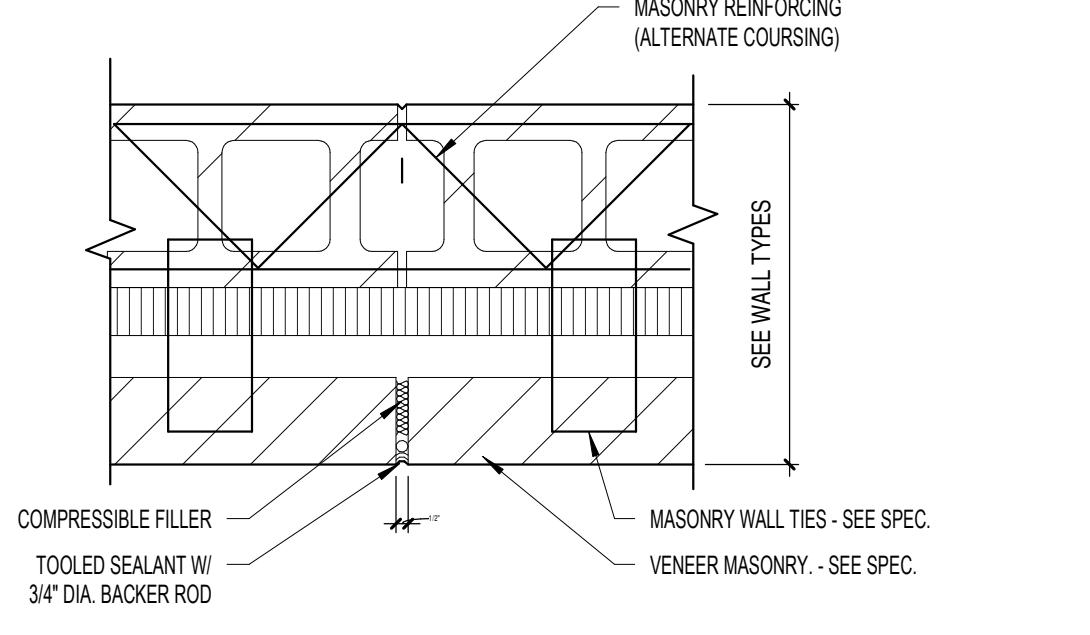
NOVEMBER 13, 2017

Sheet Title:
ROOF PLAN-OVERALL

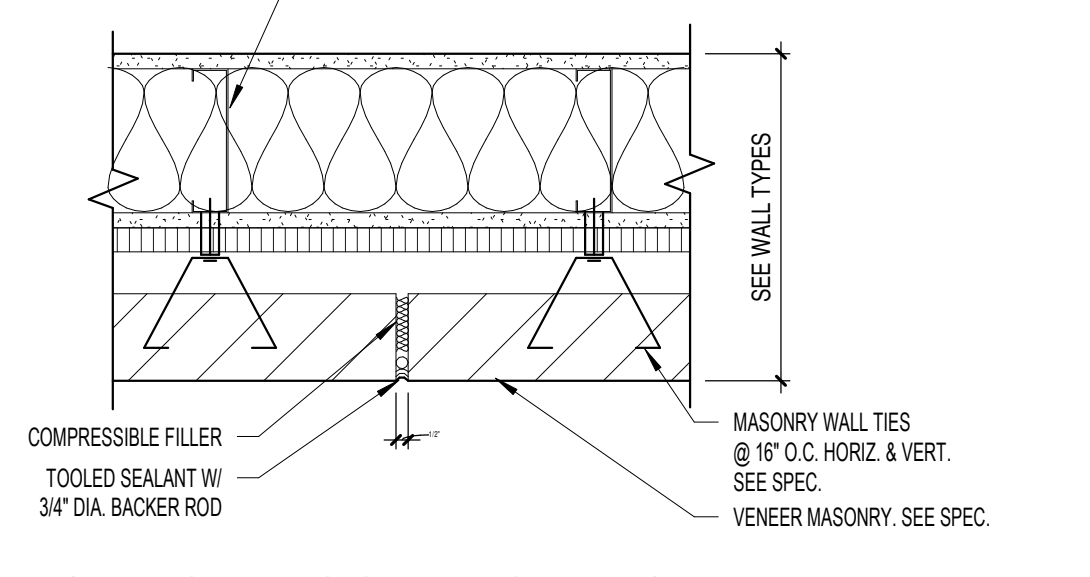
Sheet Number:
A1.R1



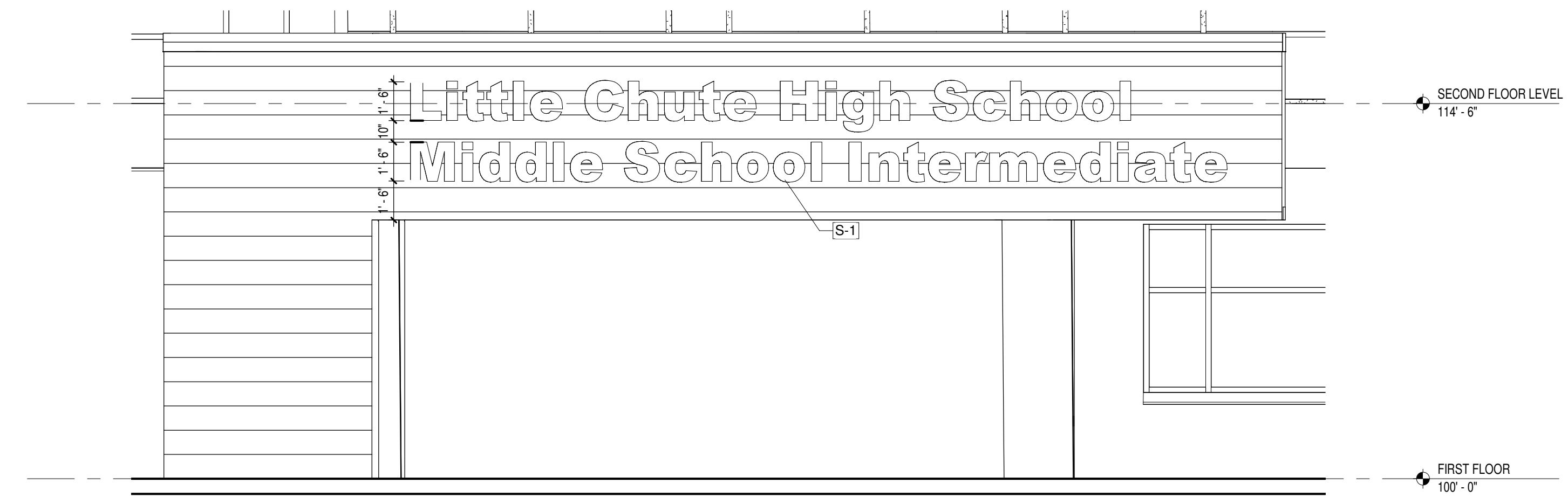
7 BRICK CONTROL JOINT (BCJ)
Scale 1" = 1'-0"



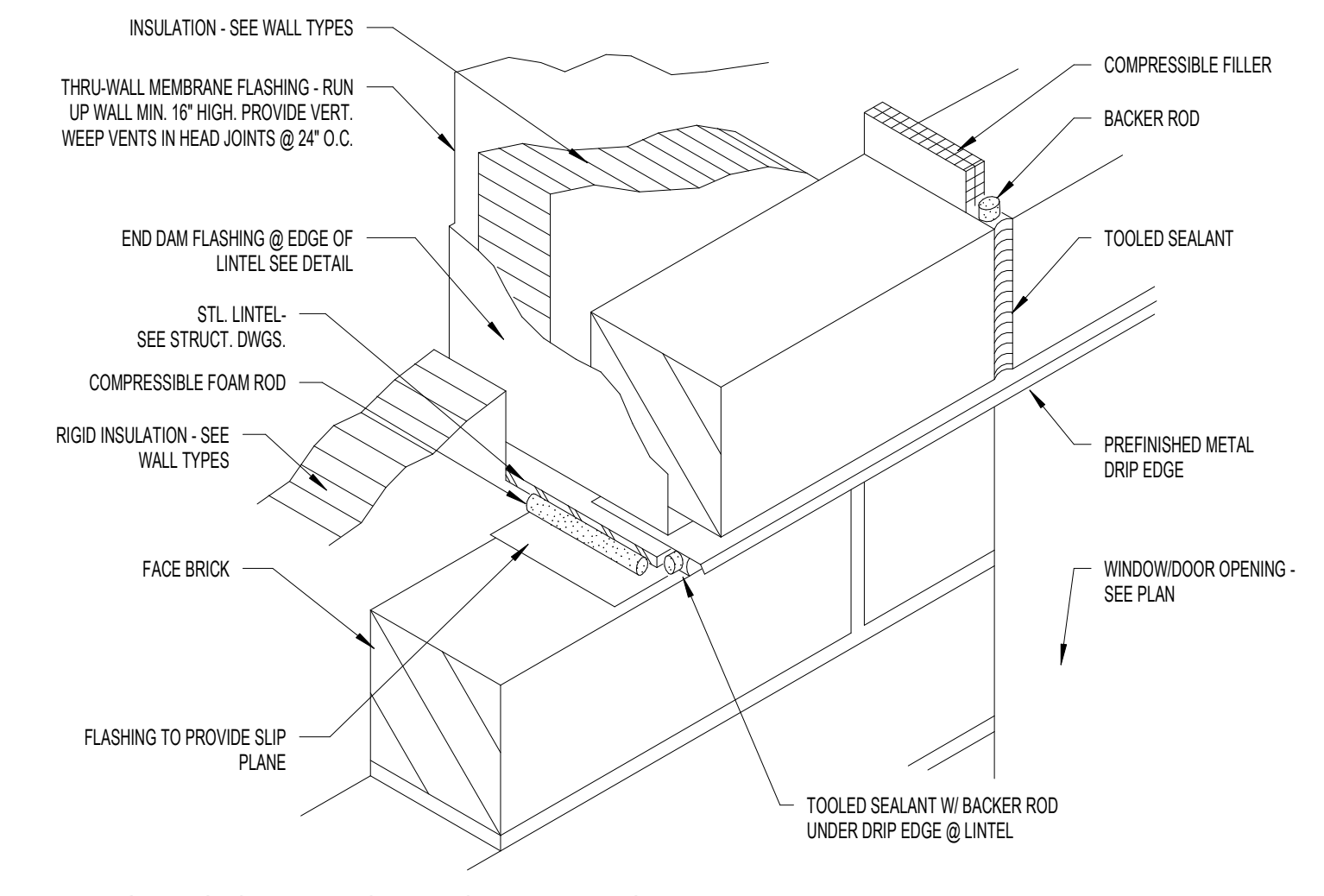
5 BRICK / CMU CONTROL (BCJ)
Scale 1 1/2" = 1'-0"



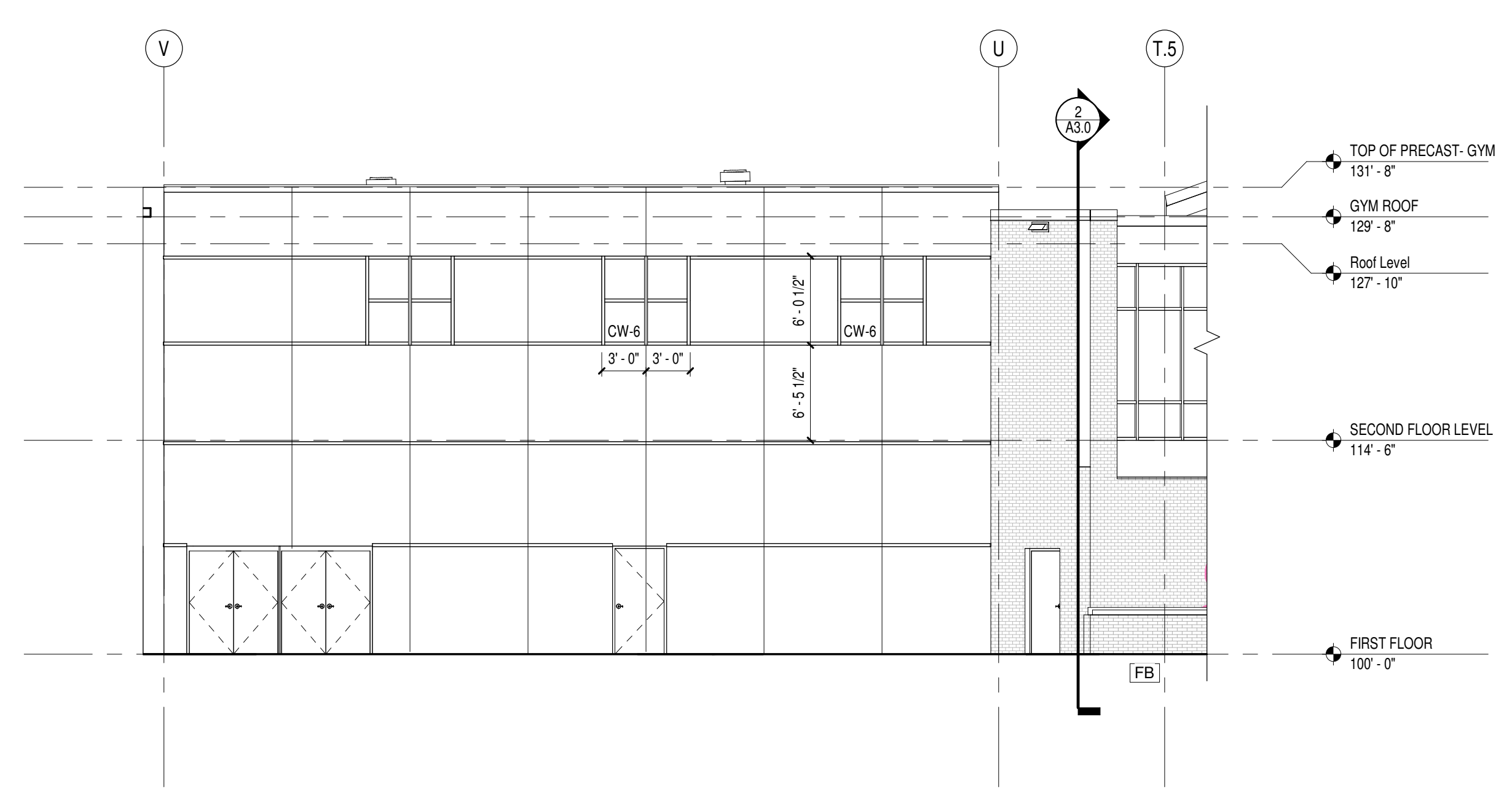
5 BRICK / CMU CONTROL (BCJ)
Scale 1 1/2" = 1'-0"



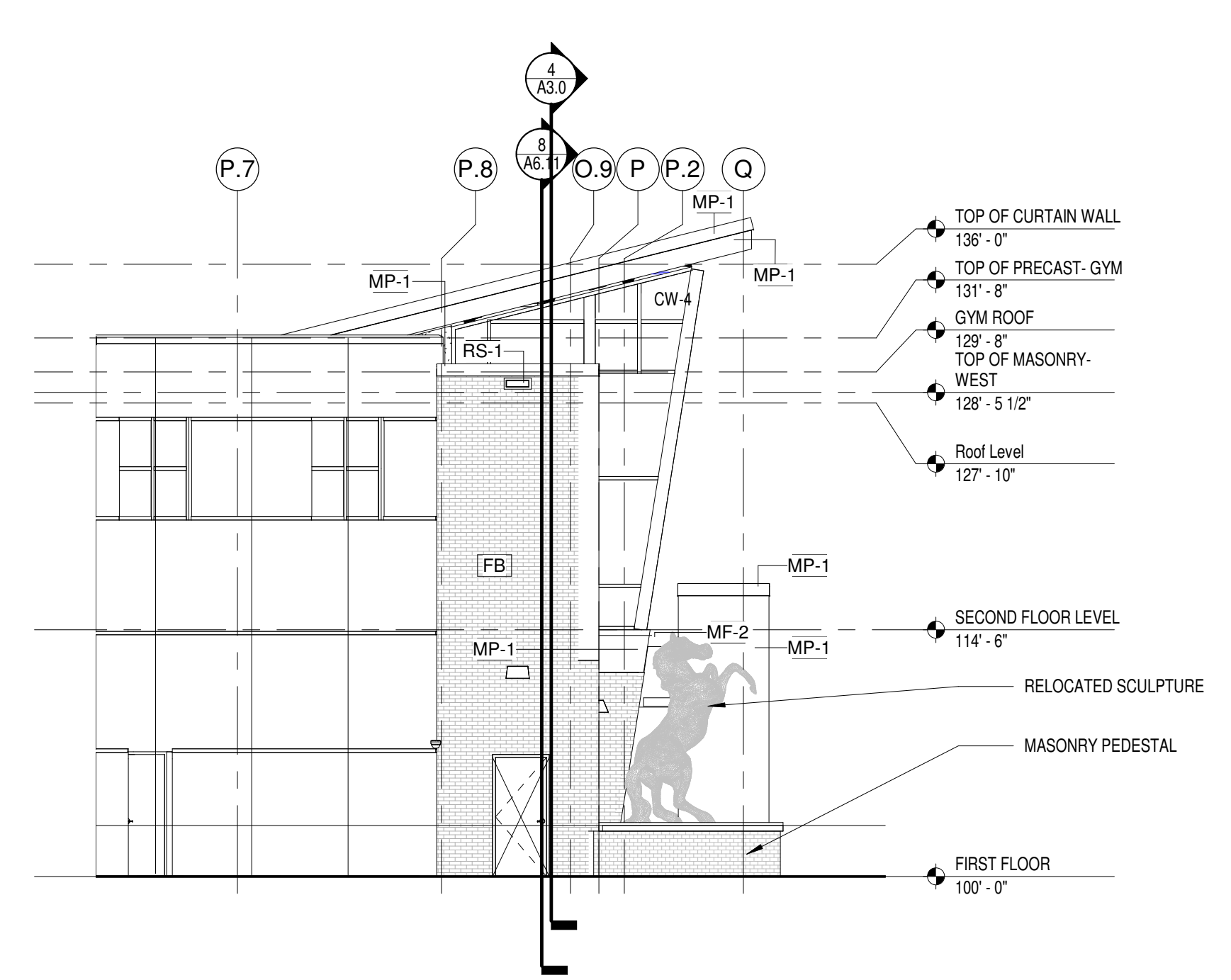
3 CANOPY SIGNAGE
Scale 1/4" = 1'-0"



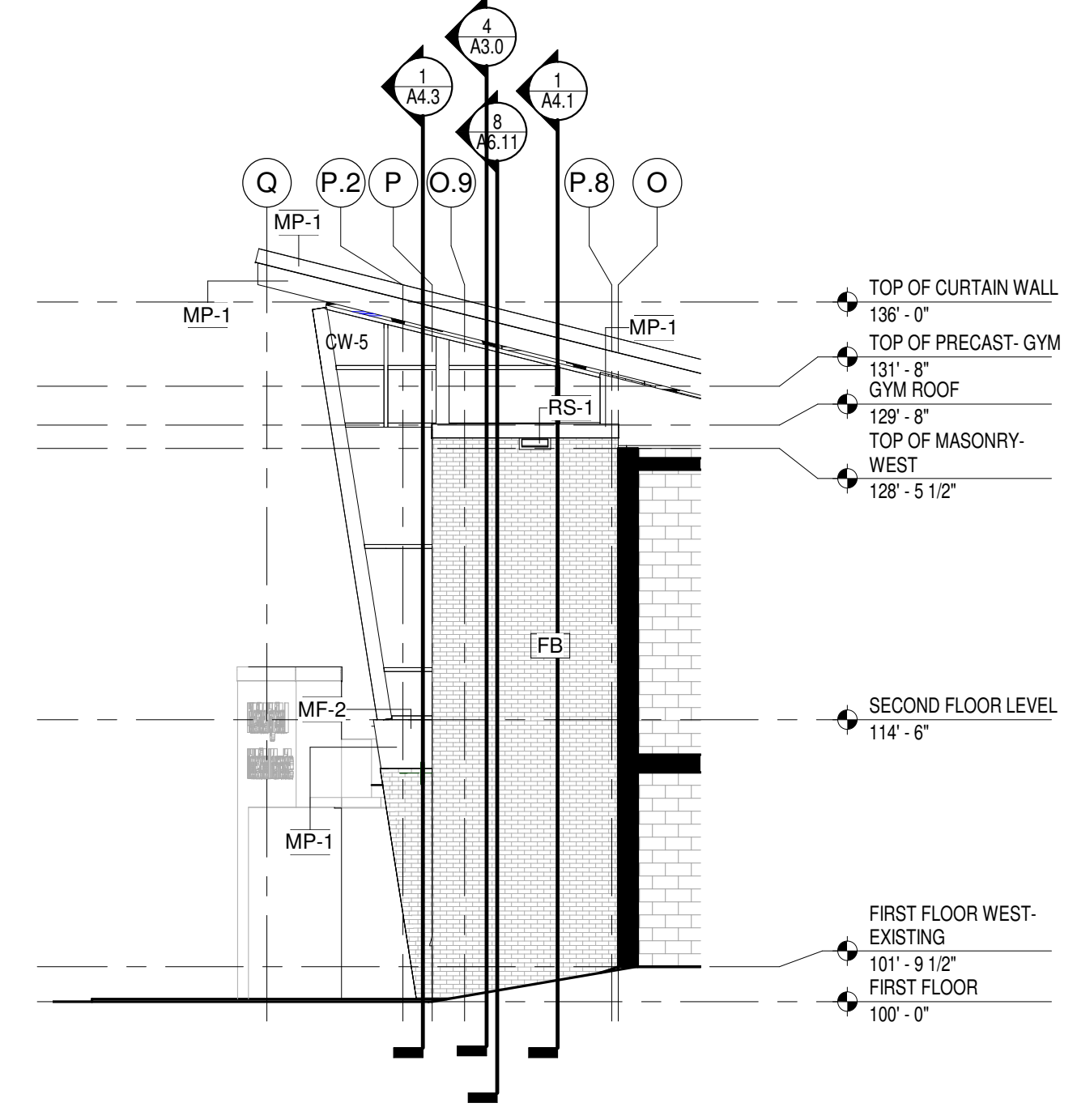
8 BRICK CONTROL JOINT (BCJ)
Scale 1" = 1'-0"



1 North Elevation @ Existing Gym
Scale 1/8" = 1'-0"

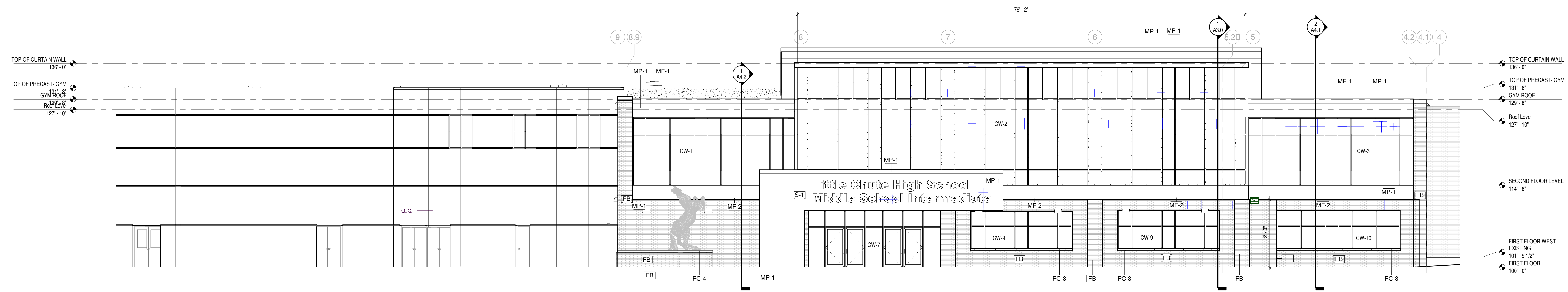


6 East Elevation- UNIT B
Scale 1/8" = 1'-0"

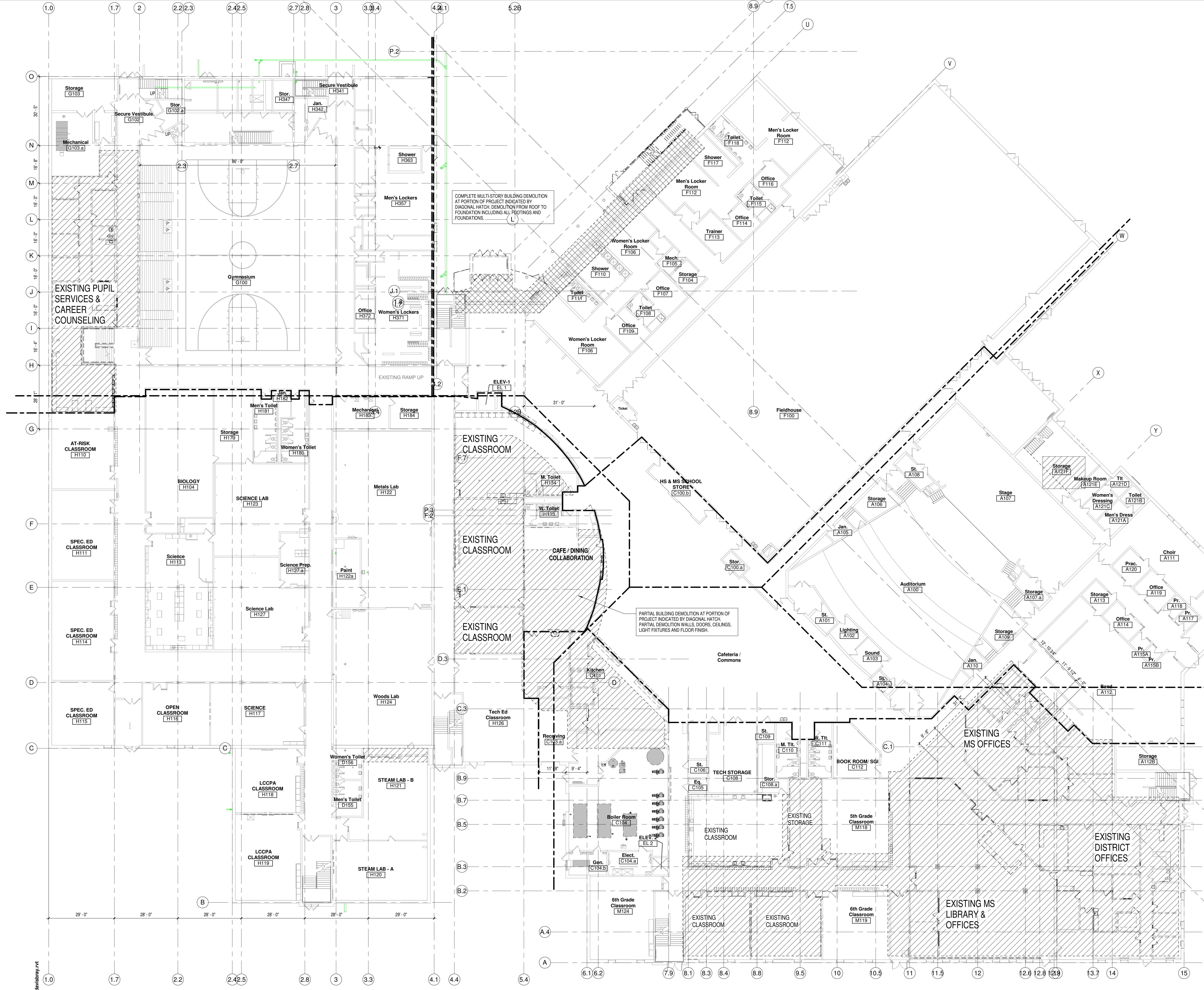


2 West Elevation- Unit B
Scale 1/8" = 1'-0"

GENERAL NOTES	
FB	FACE BRICK - MATCH EXISTING HIGH SCHOOL
MF-1	PRE-FINISHED ALUMINUM ROOF EDGE - COLOR TO MATCH MP-1
MF-2	PRE-FINISHED ALUMINUM FLASHING - COLOR TO MATCH MP-1
MP-1	FLUSH METAL PANEL, PAINTED METAL 1\"/>



4 North Elevation- Unit B
Scale 1/8" = 1'-0"



GENERAL DEMOLITION NOTES

- OWNER IS RESPONSIBLE FOR REMOVAL OF ALL LOOSE FURNISHINGS PRIOR TO GENERAL DEMOLITION. ALL ITEMS INCLUDING DOORS, DOOR HARDWARE, CEILING TILES CONSIDERED SALVAGEABLE SHALL ALSO BE REMOVED BY THE OWNER PRIOR TO GENERAL DEMOLITION.
- REMOVE ALL APPLIED FINISHES AND PREPARE SUBSTRATE FOR NEW FINISHES. SEE ROOM FINISH SCHEDULE FOR FINISHES.
- EXISTING CONDITIONS. EXISTING CONDITIONS SHOWN ON DRAWINGS REPRESENT CURRENT BUILDING. IT IS THE RESPONSIBILITY OF THE CONTRACTOR TO FIELD VERIFY EXISTING CONDITIONS PRIOR TO PERFORMING WORK. REPORT ANY DISCREPANCIES TO THE ARCHITECT FOR REVIEW. WORK DONE WITHOUT RESOLUTION OF DISCREPANCIES MUST BE REDONE AT THE REQUEST OF THE ARCHITECT AT NO ADDITIONAL COST TO THE CONTRACT.
- UNLESS NOTED OTHERWISE, PATCH ALL FLOORS, BASE WALLS AND CEILING AT EXPOSED AREAS AFFECTED BY DEMOLITION REGARDLESS OF TRADE DURING THE DEMOLITION WORK. PATCH TO MATCH ADJACENT EXISTING CONSTRUCTION WHERE SPECIFIC INFORMATION IS NOT NOTED OR SCHEDULED. REFER TO ROOM FINISH SCHEDULE.
- DISPOSE OF ALL BUILDING MATERIAL IN LAWFUL MANNER.
- SEE FLOOR PLANS, ELEVATIONS, SECTIONS AND DETAILS FOR ADDITIONAL DEMOLITION INFORMATION WHICH MAY NOT BE INDICATED ON DEMOLITION PLANS AND TO COORDINATE EXTENT OF DEMOLITION REQUIRED.
- SEE PROJECT MANUAL AND PLUMBING, HVAC AND ELECTRICAL DRAWINGS FOR ANY REQUIRED DEMOLITION OF PLUMBING, HVAC AND ELECTRICAL EQUIPMENT/MATERIALS PERFORMED BY TRADES.
- SIKANCE CONTRACTOR TO REMOVE ALL EXISTING SIGNAGE. PAINTING CONTRACTOR TO PROVIDE 4 SQUARE FEET OF REPAIR, PREP & PAINT FOR A TOTAL OF 265 SQM.
- REQUIRED MEANS OF EGRESS FROM THE EXISTING BUILDING SHALL BE MAINTAINED AT ALL TIMES DURING CONSTRUCTION WHEN THE BUILDING REMAINS OCCUPIED. IN THE EVENT THAT AN EXISTING MEANS OF EGRESS CANNOT BE MAINTAINED, THE GENERAL CONTRACTOR SHALL PROVIDE AN APPROVED TEMPORARY MEANS OF EGRESS.
- ALL EXISTING DOORS THAT ARE TO BE REUSED WILL HAVE HINGE LOCATIONS VERIFIED AND COORDINATED BY DOOR CONTRACTOR PRIOR TO FRAME FABRICATION. PRIOR TO REMOVAL, ALL EXISTING DOORS TO BE REMOVED WILL BE LABELED AS NOTED ON DEMO PLANS.

BID PACKAGE-1
COMPLETE MULTI-STORY BUILDING DEMOLITION AT PORTION OF PROJECT INDICATED BY DIAGONAL CROSS HATCH. DEMOLITION FROM ROOF TO FOUNDATION INCLUDING ALL FOOTINGS AND FOUNDATIONS.

BID PACKAGE-3
PARTIAL BUILDING DEMOLITION AT PORTION OF PROJECT INDICATED BY DIAGONAL HATCH. PARTIAL DEMOLITION WALLS, DOORS, CEILING, LIGHT FIXTURES AND FLOOR FINISH.

bray architects
solid foundation. forward thinking.

Office Locations:

Milwaukee
829 S. 1st Street
Milwaukee, Wisconsin 53204
T: 414.226.0200

Sheboygan
1227A North 8th Street
PO Box 955
Sheboygan, Wisconsin
53082
T: 920.459.4200
www.braray.com

Project Title:
**ADDITION AND RENOVATION TO
LITTLE CHUTE HIGH/MIDDLE/INTERMEDIATE
SCHOOL**

Little Chute Area School District
1402 Freedom Rd Little Chute, WI 54140

REVISIONS:

DATE	DESCRIPTION

Project Number:
3294

Issued For:
BID PACKAGE-3

NOVEMBER 13, 2017

Sheet Title:
**FIRST FLOOR
DEMOLITION
PLAN - OVERALL**

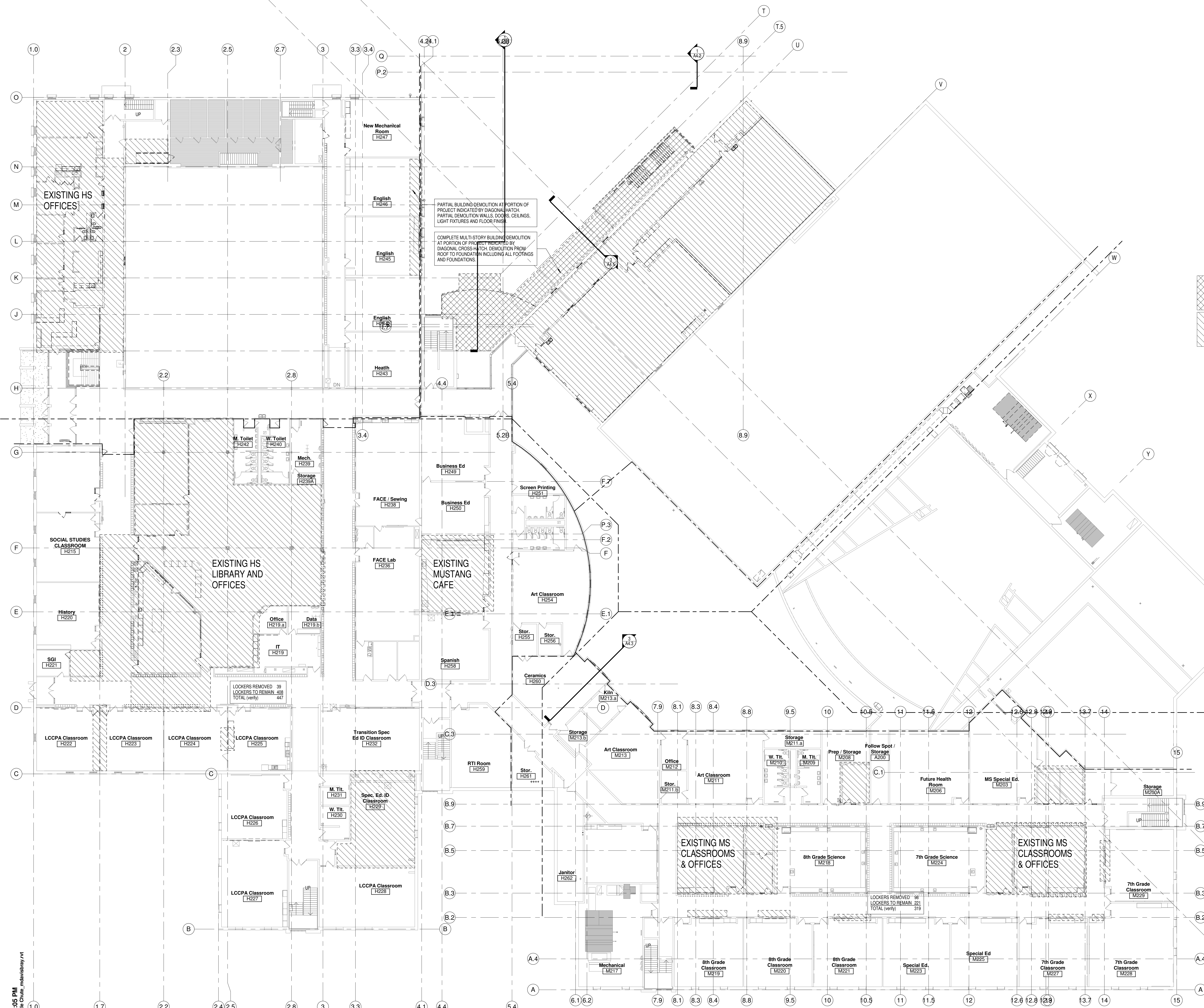
Sheet Number:
AD1.1

11/15/2017 1:09:56 PM
Z:\Projects\3294_Little Chute_mdw\bray.rvt

GENERAL DEMOLITION NOTES

- OWNER IS RESPONSIBLE FOR REMOVAL OF ALL LOOSE FURNISHINGS PRIOR TO GENERAL DEMOLITION. ALL ITEMS INCLUDING DOORS, DOOR HARDWARE, CEILING TILES CONSIDERED SALVAGEABLE SHALL ALSO BE REMOVED BY THE OWNER PRIOR TO GENERAL DEMOLITION.
- REMOVE ALL APPLIED FINISHES AND PREPARE SUBSTRATE FOR NEW FINISHES. SEE ROOM FINISH SCHEDULE FOR FINISHES.
- EXISTING CONDITIONS. EXISTING CONDITIONS SHOWN ON DRAWINGS REPRESENT CURRENT BUILDING. IT IS THE RESPONSIBILITY OF THE CONTRACTOR TO FIELD VERIFY EXISTING CONDITIONS PRIOR TO PERFORMING WORK. REPORT ANY DISCREPANCIES TO THE ARCHITECT FOR REVIEW. WORK DONE WITHOUT RESOLUTION OF DISCREPANCIES MUST BE REDONE AT THE REQUEST OF THE ARCHITECT AT NO ADDITIONAL COST TO THE CONTRACT.
- UNLESS NOTED OTHERWISE, PATCH ALL FLOORS, BASE WALLS AND CEILINGS AT EXPOSED AREAS AFFECTED BY DEMOLITION REGARDLESS OF TRADE DURING THE DEMOLITION WORK. PATCH TO MATCH ADJACENT EXISTING CONSTRUCTION WHERE SPECIFIC INFORMATION IS NOT NOTED OR SCHEDULED. REFER TO ROOM FINISH SCHEDULE.
- DISPOSE OF ALL BUILDING MATERIAL IN LAWFUL MANNER.
- SEE FLOOR PLANS, ELEVATIONS, SECTIONS AND DETAILS FOR ADDITIONAL DEMOLITION INFORMATION WHICH MAY NOT BE INDICATED ON DEMOLITION PLANS AND TO COORDINATE EXTENT OF DEMOLITION REQUIRED.
- SEE PROJECT MANUAL AND PLUMBING, HVAC AND ELECTRICAL DRAWINGS FOR ANY REQUIRED DEMOLITION OF PLUMBING, HVAC AND ELECTRICAL EQUIPMENT/MATERIALS PERFORMED BY THOSE TRADES.
- SIGNAGE CONTRACTOR TO REMOVE ALL EXISTING SIGNAGE. PAINTING CONTRACTOR TO PROVIDE 4 SQUARE FEET OF REPAIR, PREP & PAINT FOR A TOTAL OF 265 SQ. FT.
- REQUIRED MEANS OF EGRESS FROM THE EXISTING BUILDING SHALL BE MAINTAINED AT ALL TIMES DURING CONSTRUCTION WHEN THE BUILDING REMAINS OCCUPIED. IN THE EVENT THAT AN EXISTING MEANS OF EGRESS CANNOT BE MAINTAINED, THE GENERAL CONTRACTOR SHALL PROVIDE AN APPROVED TEMPORARY MEANS OF EGRESS.
- ALL EXISTING DOORS THAT ARE TO BE REUSED WILL HAVE HINGE LOCATIONS VERIFIED AND COORDINATED BY DOOR CONTRACTOR PRIOR TO FRAME FABRICATION. PRIOR TO REMOVAL, ALL EXISTING DOORS TO BE REMOVED WILL BE LABELED AS NOTED ON DEMO PLANS.

	BID PACKAGE - 1 COMPLETE MULTI-STORY BUILDING DEMOLITION AT PORTION OF PROJECT INDICATED BY DIAGONAL CROSS HATCH. DEMOLITION FROM ROOF TO FOUNDATION INCLUDING ALL FOOTINGS AND FOUNDATIONS.
	BID PACKAGE - 3 PARTIAL BUILDING DEMOLITION AT PORTION OF PROJECT INDICATED BY DIAGONAL HATCH. PARTIAL DEMOLITION WALLS, DOORS, CEILINGS, LIGHT FIXTURES AND FLOOR FINISH.



Office Locations:
Milwaukee
 829 S. 1st Street
 Milwaukee, Wisconsin 53204
 T: 414.226.0200

Sheboygan
 1227A North 8th Street
 PO Box 955
 Sheboygan, Wisconsin
 53082
 T: 920.459.4200
www.brayarch.com

Project Title:
**ADDITION AND RENOVATION TO
 LITTLE CHUTE HIGH/ MIDDLE/ INTERMEDIATE
 SCHOOL**
 Little Chute Area School District
 1402 Freedom Rd Little Chute, WI 54140

REVISIONS:

DATE	DESCRIPTION

Project Number:
3294

Issued For:
BID PACKAGE-3

NOVEMBER 13, 2017

Sheet Title:
**SECOND FLOOR
 DEMOLITION
 PLAN - OVERALL**

Sheet Number:
AD1.2

11/15/2017 1:10:05 PM
 Z:\Projects\3294_Little Chute_Midwest\bray.rvt

ADDITION AND RENOVATION TO LITTLE CHUTE HIGH/ MIDDLE/ INTERMEDIATE SCHOOL

Little Chute Area School District
1402 Freedom Rd Little Chute, WI 54140

BID PACKAGE-3

NOVEMBER 13, 2017



Office Locations:
Milwaukee
829 S. 1st Street
Milwaukee, Wisconsin 53204
T: 414.226.0200
Sheboygan
1227A North 8th Street
PO Box 955
Sheboygan, Wisconsin
53082
T: 920.459.4200
www.brayarch.com

Construction Manager Miron Construction Co. Inc.

1471 McMahon Drive
Neenah, WI 54956
Phone: (920) 969-7329
FAX: (920) 969-7393

Architectural Bray Architects

829 S. 1st Street
Milwaukee, WI 53204
Phone: (414) 226-0200

Civil & Landscape Point of Beginning

5709 Windy Drive, Suite D
Stevens Point, WI 54482
Phone: (715) 344-9999
FAX: (715) 344-9922

Plumbing & Fire Protection Muermann Engineering, LLC

W227 N16867 Tillie Lake Court
Suite 202
Jackson, WI 53037
Phone: (262) 677-4588
FAX: (262) 677-4830

Structural Ambrose Engineering

W66 N215 Commerce Court
Cedarburg, WI 53012
Phone: (262) 377-7602

HVAC Fredericksen Engineering

12308 Corporate Parkway, Suite 400
Mequon, WI 53092
Phone: (262) 243-9090
FAX: (262) 243-9233

Food Service The Boelter Companies

4200 N. Port Washington Road
Glendale, WI 53212
Phone: (414) 967-4204
FAX: (414) 967-4201

Electrical Muermann Engineering, LLC

116 Fremont Street, P.O. Box 235
Kiel, WI 53042
Phone: (920) 894-7800
FAX: (920) 894-7916

DRAWING INDEX

A1.D1a LCCPA LAYOUT- UNIT D SECOND FLOOR	AD5.D2 SECOND FLOOR RCP DEMOLITION - UNIT D	FS1.1 KITCHEN ELECTRICAL PLAN	H3.3 OVERALL ROOF PLAN
A1.D1b Unnamed	AD5.E1 FIRST FLOOR RCP DEMOLITION - UNIT E	FS1.2 KITCHEN PLUMBING PLAN	H3.4 FIRST FLOOR PLENUM PLAN
General	AD5.E2 SECOND FLOOR RCP DEMOLITION - UNIT E	FS1.3 KITCHEN CONDITIONS PLAN	H3.5 SECOND FLOOR PLENUM PLAN
G0.0 COVER SHEET	Architectural	Plumbing	H4.1A FIRST FLOOR PIPING PLAN- AREA A
G0.1 CODE REVIEW-FIRST FLOOR	A0.1 FIRST FLOOR PLAN- OVERALL	F1.A1 FIRE PROTECTION PLANS- UNIT A	H4.1B FIRST FLOOR PIPING PLAN- AREA B
G0.2 SECOND FLOOR CODE REVIEW SHEET	A0.2 SECOND FLOOR PLAN- OVERALL	F1.B1 FIRST FLOOR FIRE PROTECTION PLANS- UNIT B	H4.1C FIRST FLOOR PIPING PLAN- AREA C
G0.3 WALL TYPE DETAILS	A1.A1 FIRST FLOOR PLAN- UNIT A	F1.B2 SECOND FLOOR FIRE PROTECTION PLANS- UNIT B	H4.1D FIRST FLOOR PIPING PLAN- AREA D
CIVIL	A1.A2 SECOND FLOOR PLAN- UNIT A	P1.A0 UNDERGROUND PLUMBING UNIT A	H4.1E FIRST FLOOR PIPING PLAN- AREA E
C100 SITE DEMOLITION PLAN	A1.B1 FIRST FLOOR PLAN- UNIT B	P1.A1 FIRST FLOOR PLUMBING UNIT A	H4.2A SECOND FLOOR PIPING PLAN- AREA A
C101 SITE LAYOUT PLAN	A1.B2 SECOND FLOOR PLAN- UNIT B	P1.A2 SECOND FLOOR PLUMBING UNIT A	H4.2B SECOND FLOOR PIPING PLAN- AREA B
C102 SITE GRADING PLAN	A1.C1 FIRST FLOOR PLAN- UNIT C	P1.B0 UNDERGROUND PLUMBING UNIT B	H4.2C SECOND FLOOR PIPING PLAN- AREA C
C103 SITE EROSION CONTROL PLAN	A1.C2 SECOND FLOOR PLAN- UNIT C	P1.B1 FIRST FLOOR PLUMBING UNIT B	H4.2D SECOND FLOOR PIPING PLAN- AREA D
C104 SITE UTILITY PLAN	A1.D1 FIRST FLOOR PLAN- UNIT D	P1.B2 SECOND FLOOR PLUMBING UNIT B	H4.2E SECOND FLOOR PIPING PLAN- AREA E
C105 SITE DETAILS	A1.D2 SECOND FLOOR PLAN- UNIT D	P1.C1 FIRST FLOOR PLUMBING UNIT C	H5.1 BOILER ROOM PLANS
STRUCTURAL	A1.E1 FIRST FLOOR PLAN- UNIT E	P1.C2 SECOND FLOOR PLUMBING UNIT C	H5.2 MECHANICAL H202 & H247 PLANS
S0.1 GENERAL NOTES AND ABBREVIATIONS	A1.E2 SECOND FLOOR PLAN- UNIT E	P1.D0 UNDERGROUND PLUMBING UNIT D	H5.3 MECHANICAL H202 & H247 PLANS
S0.2 ROOF UPLIFT, SNOW LOADING AND DECK FASTENING PLAN	A1.R1 ROOF PLAN- OVERALL	P1.D1 FIRST FLOOR PLUMBING UNIT D	H5.4 MECHANICAL G103 PLANS
S1.A1 FOUNDATION PLAN- UNIT A	A1.R2 ROOF PLAN UNIT B & DETAILS	P1.D2 SECOND FLOOR PLUMBING UNIT D	H6.1 DETAILS
S1.A2 SECOND FLOOR FRAMING- UNIT A	A1.R3 ROOF DETAILS	P1.E0 UNDERGROUND PLUMBING UNIT E	H6.2 DETAILS
S1.A3 ROOF FRAMING PLAN- UNIT A	A2.0 EXTERIOR ELEVATIONS	P1.E1 FIRST FLOOR PLUMBING UNIT E	ELECTRICAL
S1.B1 FOUNDATION PLAN- UNIT B	A3.0 BUILDING SECTIONS	P1.E2 SECOND FLOOR PLUMBING UNIT E	E1.0 ELECTRICAL SITE PLAN
S1.B2 SECOND FLOOR FRAMING- UNIT B	A3.1 BUILDING SECTIONS	P2.0 UNDERGROUND KITCHEN PLUMBING PLAN	ED1.0 ELECTRICAL SITE PLAN-DEMO
S1.B3 ROOF FRAMING PLAN- UNIT B	A4.0 WALL SECTIONS	P2.1 KITCHEN PLUMBING PLAN	ED1.2A FIRST FLOOR PLAN- UNIT A- DEMO
S1.C2 SECOND FLOOR FRAMING- UNIT C	A4.1 WALL SECTIONS	P3.A1 PLUMBING ISOMETRICS-UNIT A	ED1.2B FIRST FLOOR PLAN- UNIT B- DEMO
S1.C3 ROOF FRAMING PLAN- UNIT C	A4.2 WALL SECTIONS	P3.B1 PLUMBING ISOMETRICS-UNIT B	ED1.2C FIRST FLOOR & SECOND FLOOR PLAN- UNIT C- DEMOLITION
S1.D1 FOUNDATION PLAN- UNIT D	A4.3 WALL SECTIONS	P3.B2 PLUMBING ISOMETRICS-UNIT B	ED1.2D FIRST FLOOR PLAN- UNIT D- DEMO
S1.D2 SECOND FLOOR FRAMING- UNIT D	A5.1 FIRST FLOOR RCP NEW OVERALL	P3.D1 PLUMBING ISOMETRICS-UNIT D	ED1.2E FIRST FLOOR PLAN- UNIT E- DEMO
S1.D3 ROOF FRAMING PLAN- UNIT D	A5.2 SECOND FLOOR RCP NEW OVERALL	P3.E1 PLUMBING ISOMETRICS-UNIT B	ED1.3A SECOND FLOOR PLAN- UNIT A- DEMO
S1.E1 FOUNDATION PLAN- UNIT E	A5.A2 SECOND FLOOR REFLECTED CEILING PLAN - UNIT A	P3.E2 PLUMBING ISOMETRICS-UNIT B	ED1.3B SECOND FLOOR PLAN- UNIT B- DEMO
S1.E2 SECOND FLOOR FRAMING- UNIT E	A5.B1 FIRST FLOOR REFLECTED CEILING PLAN UNIT-B	P4.1 PLUMBING LEGEND AND SCHEDULES	ED1.3D SECOND FLOOR PLAN- UNIT D- DEMO
S1.E3 ROOF FRAMING PLAN- UNIT E	A5.B2 SECOND FLOOR REFLECTED CEILING PLAN- UNIT B	HVAC	ED1.3E SECOND FLOOR PLAN- UNIT E- DEMO
S3.1 WALL SECTIONS	A5.D1 FIRST FLOOR REFLECTED CEILING PLAN - UNIT D	H1.1 SCHEDULES	
S3.2 WALL SECTIONS	A5.D2 SECOND FLOOR REFLECTED CEILING PLAN - UNIT D	H1.2 SCHEDULES	
S5.1 SECTIONS AND DETAILS	A5.E1 FIRST FLOOR REFLECTED CEILING PLAN - UNIT E	H2.1 OVERALL FIRST FLOOR DEMOLITION PLAN	
S5.2 SECTIONS AND DETAILS	A5.E2 SECOND FLOOR REFLECTED CEILING PLAN - UNIT E	H2.1A FIRST FLOOR DEMOLITION PLAN- UNIT A	
S5.3 SECTIONS AND DETAILS	A6.0 DETAILS	H2.1B FIRST FLOOR DEMOLITION PLAN- UNIT B	
S5.4 SECTIONS AND DETAILS	A6.1 DETAILS	H2.1C FIRST FLOOR DEMOLITION PLAN- UNIT C	
S5.5 SECTIONS AND DETAILS	A6.2 DETAILS	H2.1D FIRST FLOOR DEMOLITION PLAN- UNIT D	
S5.6 SECTIONS AND DETAILS	A6.3 DETAILS	H2.1E FIRST FLOOR DEMOLITION PLAN- UNIT E	
Demolition	A6.4 INTERIOR DETAILS	H2.2 OVERALL SECOND FLOOR DEMOLITION PLAN	
AD1.1 FIRST FLOOR DEMOLITION PLAN - OVERALL	A6.5 INTERIOR DETAILS	H2.2A SECOND FLOOR DEMOLITION PLAN- UNIT A	
AD1.2 SECOND FLOOR DEMOLITION PLAN - OVERALL	A6.6 INTERIOR DETAILS	H2.2B SECOND FLOOR DEMOLITION PLAN- UNIT B	
AD1.A1 FIRST FLOOR DEMOLITION PLAN - UNIT A	A6.10 ENLARGED RESTROOM PLANS & ELEVATIONS	H2.2C SECOND FLOOR DEMOLITION PLAN- UNIT C	
AD1.A2 SECOND FLOOR DEMOLITION PLAN - UNIT A	A6.11 ENLARGED STAIR PLANS & SECTIONS	H2.2D SECOND FLOOR DEMOLITION PLAN- UNIT D	
AD1.B1 FIRST FLOOR DEMOLITION PLAN - UNIT B	A6.12 ENLARGED FLOOR PLAN DETAILS	H2.2E SECOND FLOOR DEMOLITION PLAN- UNIT E	
AD1.B2 SECOND FLOOR DEMOLITION PLAN - UNIT B	A6.13 DETAILS	H2.3 OVERALL ROOF DEMOLITION PLAN	
AD1.D1 FIRST FLOOR DEMOLITION PLAN - UNIT D	A6.14 ENLARGED RECEPTION DESKS	H3.1 OVERALL FIRST FLOOR PLAN	
AD1.D2 SECOND FLOOR DEMOLITION PLAN - UNIT D	A7.0 INTERIOR ELEVATIONS	H3.1A FIRST FLOOR DUCTWORK PLAN- UNIT A	
AD1.E1 FIRST FLOOR DEMOLITION PLAN - UNIT E	A7.1 INTERIOR ELEVATIONS	H3.1B FIRST FLOOR DUCTWORK PLAN- UNIT B	
AD1.E2 SECOND FLOOR DEMOLITION PLAN - UNIT E	A7.2 INTERIOR ELEVATIONS	H3.1C FIRST FLOOR DUCTWORK PLAN- UNIT C	
AD5.0 FIRST FLOOR RCP DEMOLITION OVERALL	A7.3 INTERIOR ELEVATIONS	H3.1D FIRST FLOOR DUCTWORK PLAN- UNIT D	
AD5.A2 SECOND FLOOR RCP DEMOLITION OVERALL	A7.4 INTERIOR ELEVATIONS	H3.1E FIRST FLOOR DUCTWORK PLAN- UNIT E	
AD5.A2 SECOND FLOOR RCP DEMOLITION - UNIT A	A7.5 INTERIOR ELEVATIONS	H3.2 OVERALL SECOND FLOOR PLAN	
AD5.D1 FIRST FLOOR RCP DEMOLITION - UNIT D	A8.1 DOOR SCHEDULE & TYPES	H3.2A SECOND FLOOR DUCTWORK PLAN- UNIT A	
	A8.2 DOOR SCHEDULE BID PACKAGE 3	H3.2B SECOND FLOOR DUCTWORK PLAN- UNIT B	
	A8.3 CURTAINWALL & STOREFRONT TYPES	H3.2C SECOND FLOOR DUCTWORK PLAN- UNIT C	
	A8.4 STOREFRONT TYPES	H3.2D SECOND FLOOR DUCTWORK PLAN- UNIT D	
	A8.5 BORROWED LIGHT TYPES		
	A8.6 STOREFRONT CURTAINWALL DETAILS		
	A9.0 ROOM FINISH SCHEDULE		
	A9.1 FINISH PLAN - FIRST FLOOR OVERALL		
	A9.2 FINISH PLAN - SECOND FLOOR OVERALL		
	A9.A1 FINISH PLAN - FIRST FLOOR UNIT A		
	A9.A2 FINISH PLAN - SECOND FLOOR UNIT A		
	A9.B1 FINISH PLAN - FIRST FLOOR UNIT B		
	A9.B2 FINISH PLAN - SECOND FLOOR UNIT B		
	A9.C1 FINISH PLAN - FIRST FLOOR UNIT C		
	A9.C2 FINISH PLAN - SECOND FLOOR UNIT C		
	A9.D1 FINISH PLAN - FIRST FLOOR UNIT D		
	A9.D2 FINISH PLAN - SECOND FLOOR UNIT D		
	A9.E1 FINISH PLAN - FIRST FLOOR UNIT E		
	A9.E2 FINISH PLAN - SECOND FLOOR UNIT E		
	FS1.0 KITCHEN PLAN		

Project Title:
ADDITION AND RENOVATION TO
LITTLE CHUTE HIGH/ MIDDLE/ INTERMEDIATE
SCHOOL
Little Chute Area School District
1402 Freedom Rd Little Chute, WI 54140

REVISIONS:

NO.	DATE	DESCRIPTION

Project Number:
3294

Issued For:
BID PACKAGE-3

NOVEMBER 13, 2017

Sheet Title:
COVER SHEET

Sheet Number:
G0.0